

January 24, 2024 | 12:30 pm

**MUNICIPAL SERVICES CENTER, 3600 TREMONT ROAD
LOWER LEVEL MEETING ROOM**

1. **Call to order of regular meeting**
2. **Old Business**
 - a. Approval of October 18, 2023 meeting minutes
3. **New Business**
 - a. Introduction of new member, Dr. Gil Liu
4. **FCPH Reports**
 - a. Environmental Health
 - i. Vector Presentation by Zach Holbert-Watson, Vector Program Coordinator
 - b. Health Systems & Planning
 - c. Prevention & Wellness

ADJOURNMENT

**Date of Next Meeting:
April 17, 2024 12:30 pm
3600 Tremont Road – Lower Level Conference Room
Upper Arlington, Ohio 43220**

-AGENDA SUBJECT TO CHANGE-



October 18, 2024 | 12:00 pm

Members Present

	John Kulewicz- Council Member		
	Dr. J. Nick Baird		
	Betty Giammar		
	Chris Guglielmi		

Guests:

- Jackie Thiel, City of UA**
- Chris Zimmer, City of UA**
- Mike Bells, City of UA**
- Sarah Jensen, FCPH**
- Julie Litteral, FCPH**
- Shalomel Achi, FCPH**
- Malinda Thornton, FCPH**
- Amani Alam, FCPH**

Members Absent

	Dr. Richard Vesper		

MINUTES

1. The regular meeting of the Upper Arlington Board of Health at 12:04 p.m., all members having been notified. Meeting Chair was John Kulewicz.
2. Approval of July 12, 2023 Minutes. Motion to approve by John Kulewicz, seconded by Dr. Baird.
3. Chris Guglielmi submitted his resignation from the Board effective after this meeting, due to relocating to Hudson, Ohio.
4. FCPH Reports
 - a. Data Presentation- Shalomel Achi, Epidemiologist and Data Analyst
 - i. Presentation of data regarding population, basic needs, access to care, health behavior, maternal and child health.
 1. Why are lead-based paints found so much in UA?
 - a. Sarah Jensen responded most older homes have lead-based paint because that is how paint was made before 1979. Also, the numbers could be higher because if the paint is sanded then there would be dust in the air. If it's painted over then the exposure is less.



- b. CHAT Presentation- Amani Alam, CHAT Coordinator
 - i. CHAT Priorities- basic needs, mental health and addiction, maternal and child health, racial equity, health equity
 - ii. Upper Arlington CHAT primarily focuses on Mental Health. We are looking to improving mental health and decrease potential drug & alcohol deaths as some of our indicators.
 - iii. Our CHAT coordinators help CHATs to develop projects aimed at the specific needs of each community.
 - 1. Upper Arlington looking into a mindfulness project.
 - 2. Prairie Township with their cookbooks and produce markets.
 - 3. Clinton Township with their produce markets and food shed.
 - 4. Hilliard tables at numerous events and mindfulness walk.
 - 5. Eastside they do a lot of tabling at different events.
 - 6. Westerville tables at a lot of different events and have been focusing on Covid-19. They have been putting together some Covid-19 grab bags. To promote health and wellness and focus on cancer.
 - 7. Canal Winchester has been tabling at different events.
 - iv. The website with all CHAT information will be made available by the end of the month.
- c. Health Systems and Planning
 - i. Have any decisions been made by City Council to move forward with Tobacco Retail Licensing and a flavored tobacco ban?
 - 1. They are planning to have it on the agenda in the first quarter of 2024. I think there are a lot of opinions between Council Members on how we do it and to talk through that to come up with some options.
 - ii. Are there resources FCPH can provide to help with those decisions?
 - 1. Is Franklin County Public Health the only enforcement or is there another option? Can we do something internally? Can we use someone in our police division? Are there other options we are not aware of? I think we need time to explore that because the enforcement piece of it is one of the biggest aspects and our City Attorney has to take the enforcement to Mayor's Court. Is he going to have the evidence he needs to be able to act on the enforcement policy.
 - 2. The extent to which the Franklin County Board Health is enforcing this and the enforcement effort? Is there anything we can do without changing any laws? The current law enforcement sources to monitor compliance with the age 21 limit.
 - iii. FCPH tobacco enforcement begins with a complaint, and our program has 30 days to investigate. Investigation includes sending someone in to attempt an underage buy. It's the overview of that, but there may be other options out there, so I will get with the team and submit a report back. Along with investigations, there is a whole system reporting system with ODH.
 - 1. If UA enrolls in the TRL program, there would be 2 underage checks per year—is there a way we can do more enforcement? Could we do something on our own?
 - 2. How many licensed facilities are within UA?
 - a. There are 8 within the boundaries of UA, and 17 within 2 miles of those boundaries.
 - iv. Regarding the marijuana legalization initiative, if it passes in November, what kind of tracking or reporting will we be doing with that?



1. FCPH does not have anything aligned and set-up. There are a lot of moving parts to this that will depend on state guidance. Is anyone regulating? Who is regulating? Where those lines lie. So, more to come on that.
- v. In the flavored tobacco context if marijuana becomes legal doesn't that change everything? Are we going to have a bigger problem out there where were not dealing with just an age limit. How do we police that, how do we monitor that?
 1. There are no definitive answers yet, but FCPH will update as we learn more.
- d. Prevention and Wellness
 - i. We are still keeping an eye on Covid-19 and urging everyone to get your vaccinations, boosters, flu shots, pneumococcal vaccinations, whatever your doctor recommends for you.
 - ii. Franklin County is currently green—CDC data reports low numbers of COVID hospitalizations right now.

ADJOURNMENT


Motioned: John Kulewicz

Seconded: Dr. Baird

Motion Passed



The next meeting date is January 24, 2024 at 12:00 p.m.






Franklin County Public Health

Community Health Action Teams (CHATs)




1



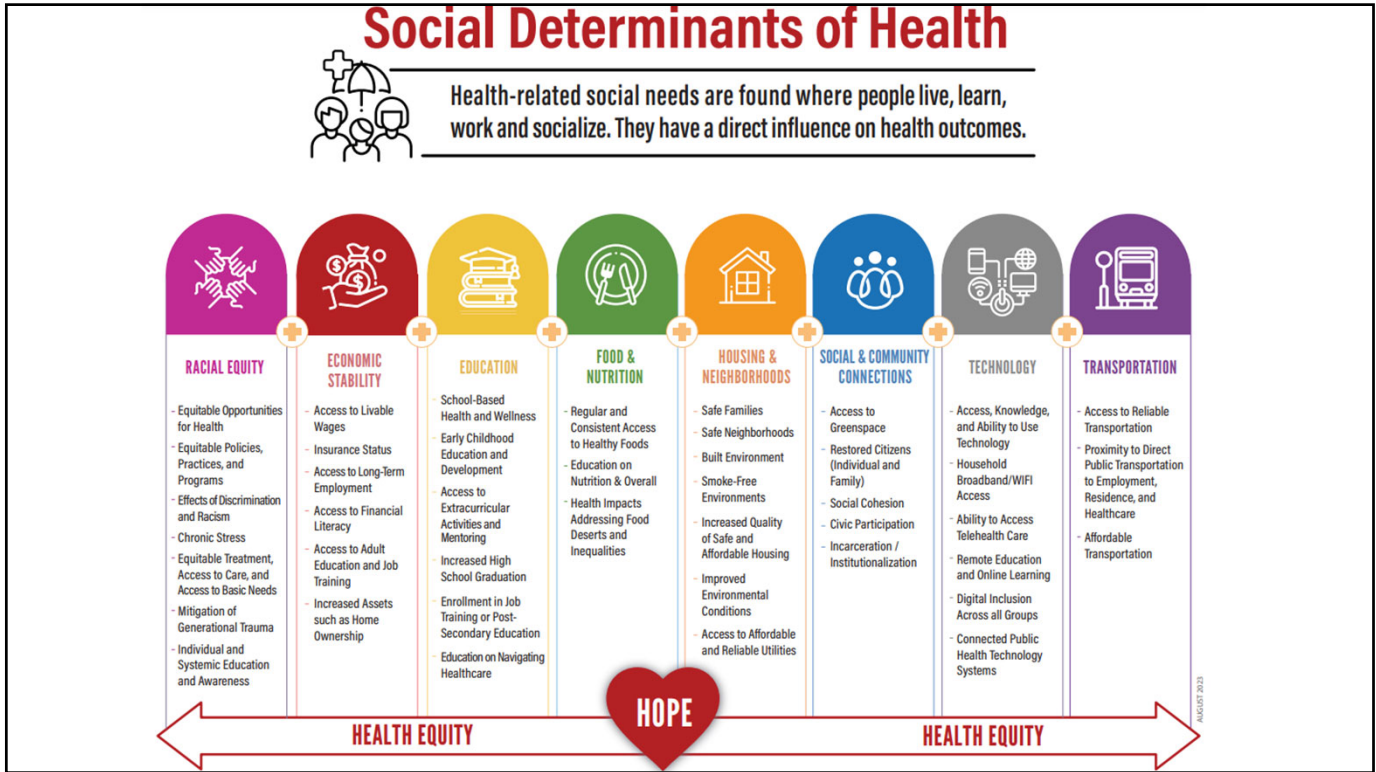
CHAT OVERVIEW: What is a CHAT?

Community Health Action Team

“A partnership between Franklin County Public Health and community members to work together to build healthier communities in Franklin County”



2



3

Community Health Improvement Plan: Priorities

- **Priority: Basic Needs**
 - Indicators:**
 - Increase Housing Security
 - Increase Food Security
 - Increase Neighborhood Safety
- **Priority: Mental Health & Addiction**
 - Indicators:**
 - Decrease Unintentional Drug and Alcohol Deaths
 - Improve Mental Health and Decrease Suicide
- **Priority: Maternal and Child Health**
 - Indicators:**
 - Improve Maternal Pre-Pregnancy Health
 - Decrease Infant Mortality
- **Priority: Racial Equity**
 - Indicators:**
 - To Be Determined Within a Year

4

CHAT OVERVIEW: Focus on Health Equity

Health Equity

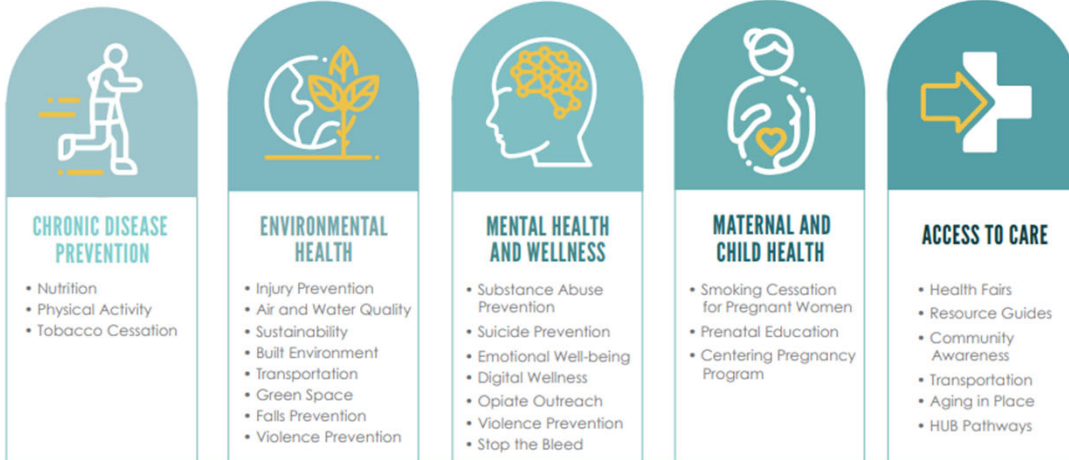
The absence of differences in health that are caused by social and economic factors.

Achieving health equity means that all people can achieve their full health potential, with no one at a disadvantage because of social or economic circumstances.



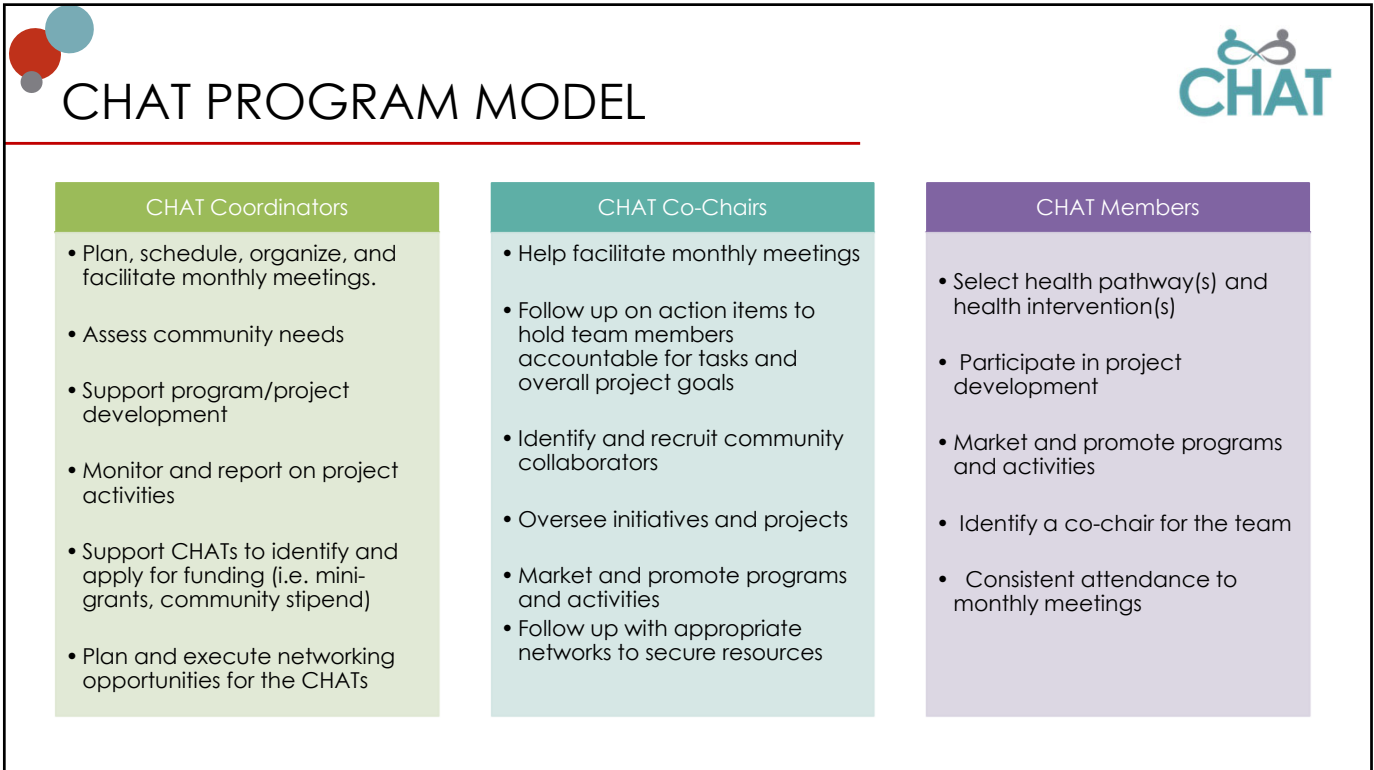
5

CHAT OVERVIEW: Pathways

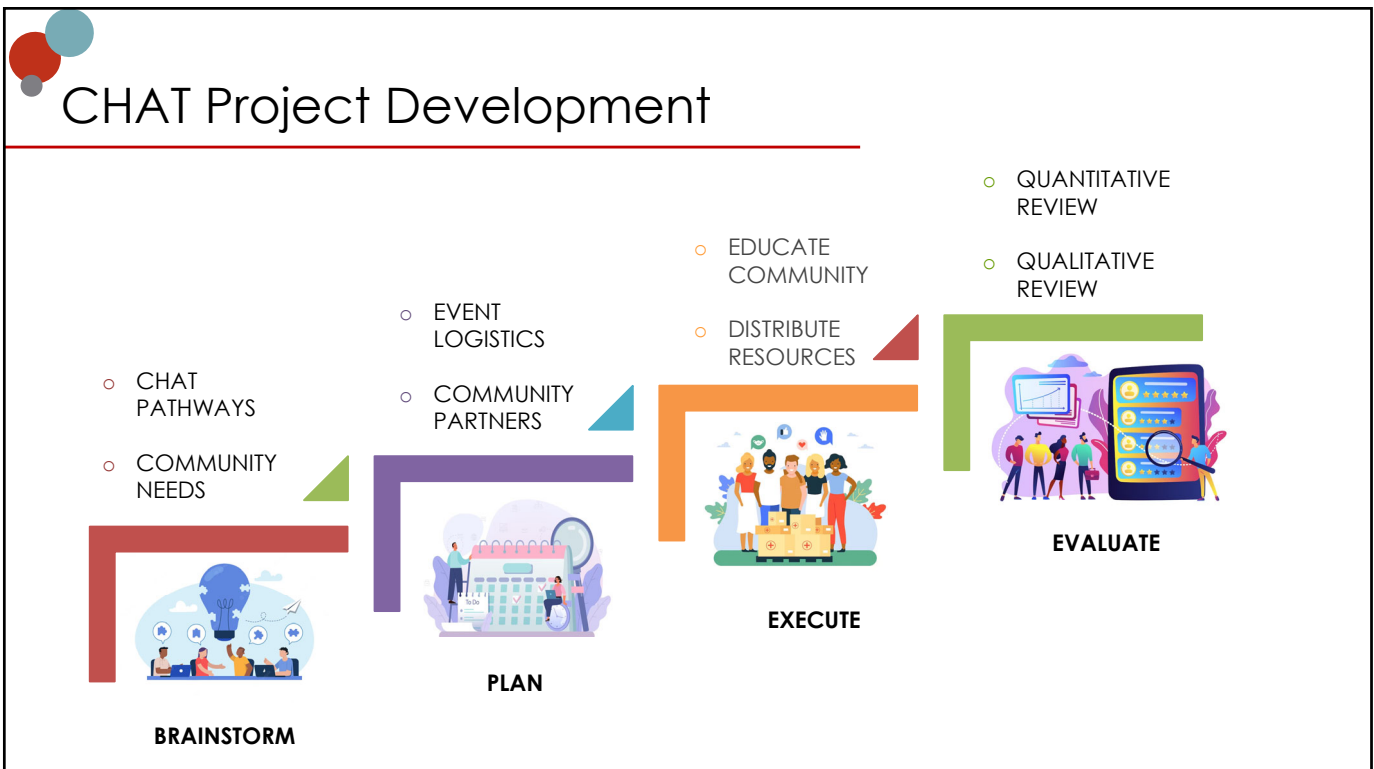


HEALTH EQUITY

6



7



8

CHAT OVERVIEW: Promising Practices



Comprehensive Addiction and Recovery Evaluation System

EXPLORE DATA ▾

COMMUNITY PROFILES ▾

SEE HOW WE COMPARE ▾

TOOLS & RESOURCES ▾

LEARN MORE ▾

Home > Promising Practices

Promising Practices

The Promising Practices database informs professionals and community members about documented approaches to improving community health and quality of life.

The ultimate goal is to support the systematic adoption, implementation, and evaluation of successful programs, practices, and policy changes. The database provides carefully reviewed, documented, and ranked practices that range from good ideas to evidence-based practices.

Learn more about the [ranking methodology](#).

[+ Submit a Promising Practice](#)

<https://www.franklincocares.org/promiseppractice?doSearch=1&searchKeywords=Cook>

9

CHAT OVERVIEW: Project Examples

SELECT AN EVIDENCE-BASED INTERVENTION

SOME EXAMPLES INCLUDE:

Starting a produce market

Starting a Community Supported Agriculture (CSA) program

Introducing the Farm to School program in schools

Implementing a smoke-free policy in parks & schools

Establishing a Tobacco to 21 policy

Starting a Hepatitis C awareness campaign

Partnering with FCPH to start a Safe Routes to School program

Starting a Falls Prevention program

Implementing Complete Streets policies

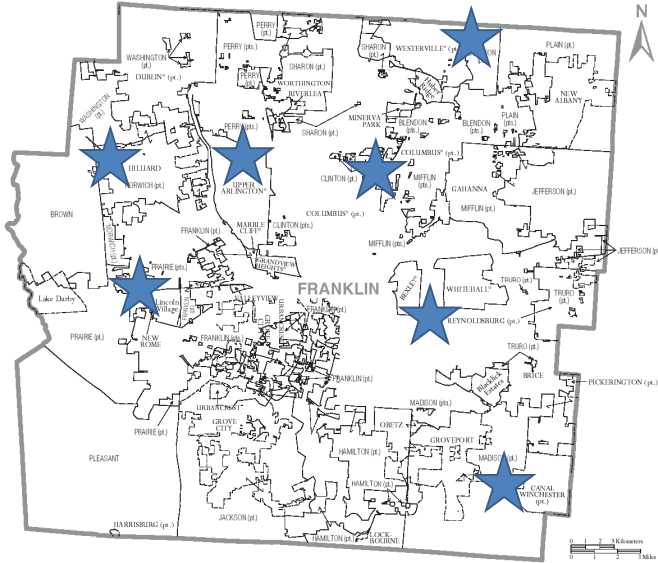
Hosting community naloxone trainings

Installing new street lights

10



CHAT OVERVIEW: Current CHATs



- Current FCPH CHATs**
- Canal Winchester
 - Clinton Township
 - Eastside
 - Hilliard
 - Prairie Township
 - Upper Arlington
 - Westerville

11

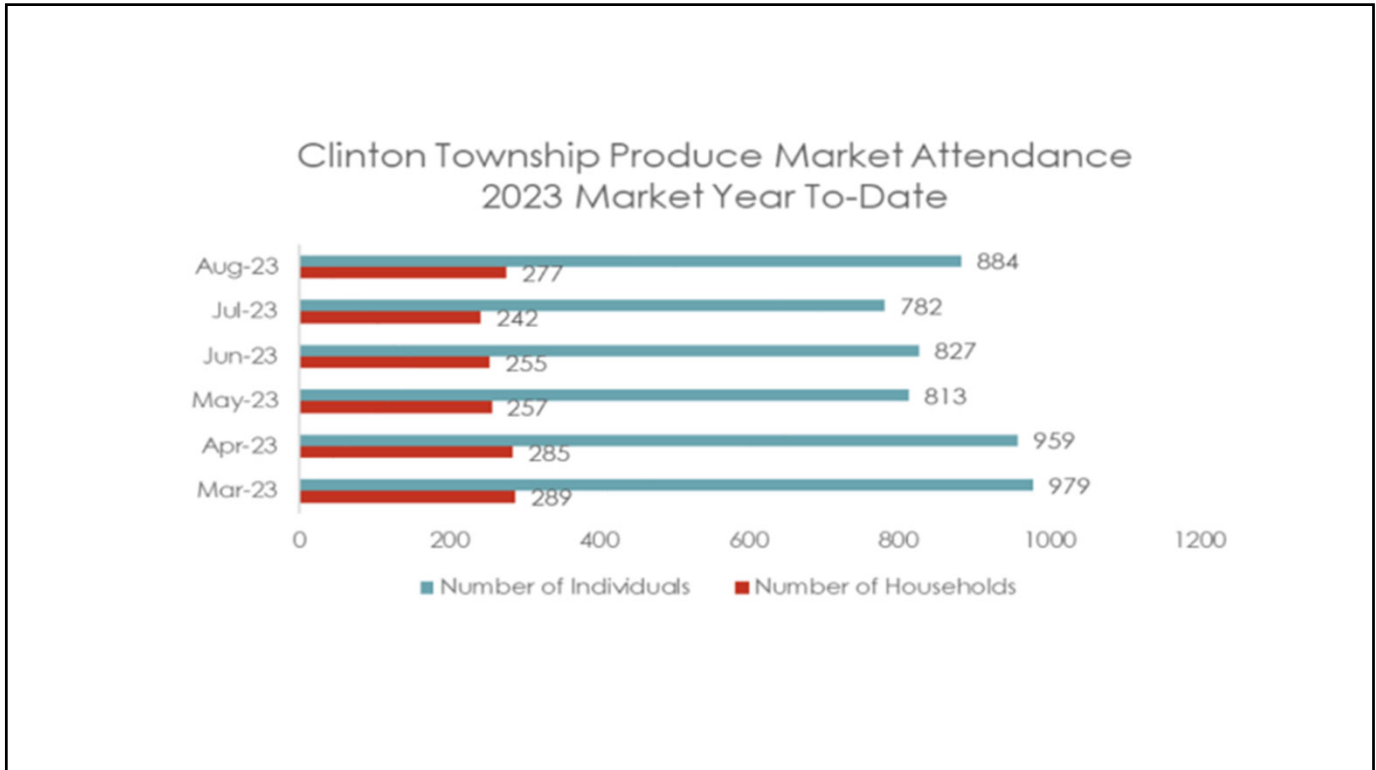


Basic Needs: Food Security

- Clinton Township Produce Markets
- Clinton Township Food Shed
- Prairie Township Cookbook



12



13

Prairie Township Cookbook Distribution 2023 Year To-Date

Location of Distribution	Cookbooks Distributed
Westland Library	45
Department of Aging	100
Farmers Markets, Community Center, & Other	393
Total Left	262

14

Clinton Township Produce Market and Free Food Shed



15



Mental Health & Addiction

- Eastside Gratitude Mile
- Hilliard Mindfulness Walk
- Health Fairs

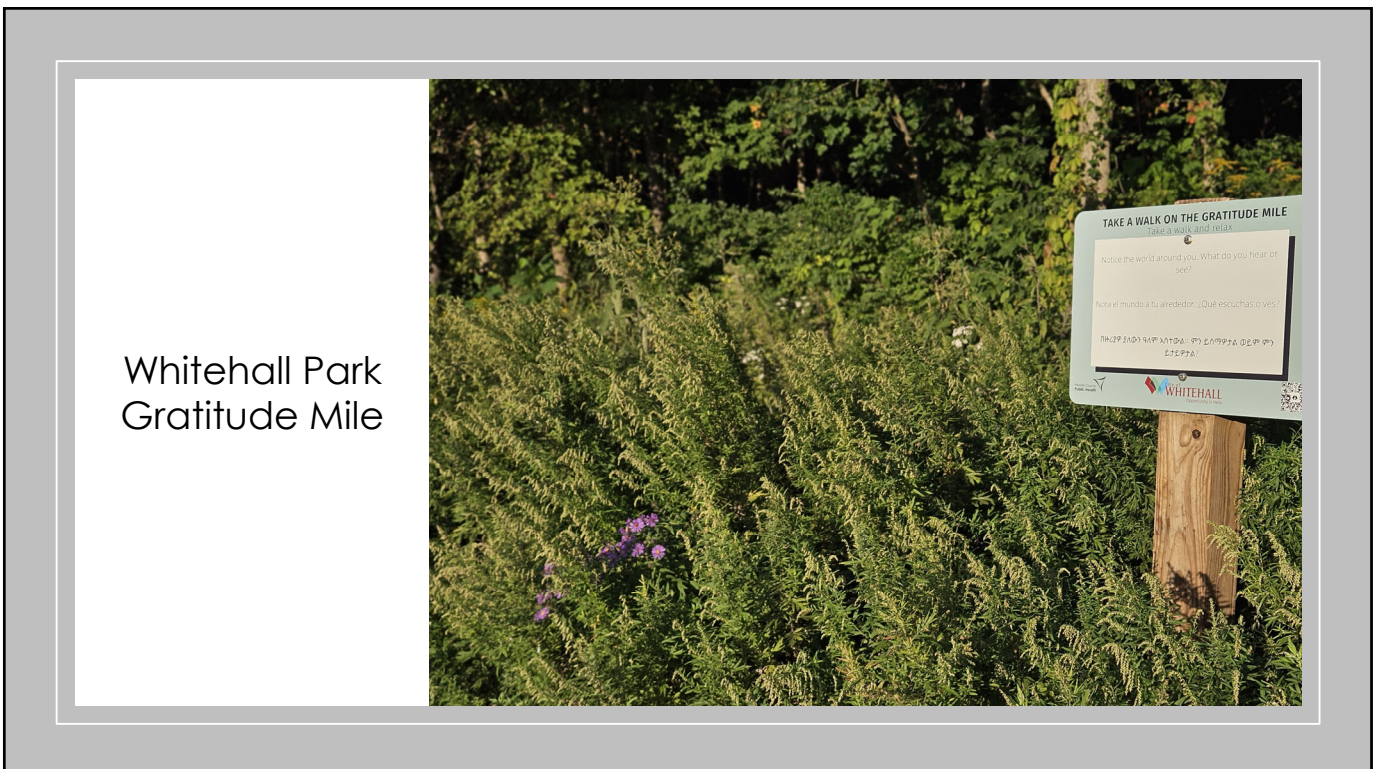


16



Harm reduction and mental health resources distributed by CHAT members.

17



Whitehall Park Gratitude Mile

18



Racial Equity

Minority Health Month Events:

- Cooking Demonstration
- Resource Fair
- Block Party



CURRENT CHAT HIGHLIGHTS



Prairie Township

- Created a community cookbook with health recipes using ingredients found commonly at pantries
- Formerly ran a produce market
- Participates in the local Farmer's Market, providing outreach and resources to neighbors



Clinton Township

- Bi-monthly produce market
- Free Food Shed
- Minority Health Month 2023 Health Fairs



Hilliard

- Narcan distributions at local farmers market
- Distribution of mental health resources
- Working on creating a local gratitude mile



Eastside (Reynoldburg and Whitehall)

- Whitehall YMCA Gratitude Mile
- Community Cookout and Health Fair
- Lead environmental scan and renter's rights campaign



CURRENT CHAT HIGHLIGHTS



Westerville

- Farmer's Market and Fourth Friday's outreach!
- Outreach and collaboration with Otterbein University



Canal Winchester

- Resource fairs around mental health and wellness
- Partnership with local high school, Hope Squad, and community rec center



Upper Arlington

- Provide resources at UA Pride and Farmer's Market
- Mental Health and Wellness campaigns and data collection.



Questions & Answers





Thank you!

FCPHCHAT@Franklincountyohio.gov

Franklin County
Public Health



Community Environmental Health

Rabies Control – 133 exposure events in Franklin County were reported to Franklin County Public Health during this quarter. The following eight animal exposures in Upper Arlington were investigated during October 1, 2023, to December 31, 2023, and are in the table below

Incident Date	Species	Breed	Quarantine Status
10/12/2023	Cat	DSH	Released
10/17/2023	Dog	Dachshund	Released
11/16/2023	Dog	Beagle	Released
11/17/2023	Dog	Great Dane	Released
11/17/2023	Cat	DSH	Deceased
11/21/2023	Cat	DSH	Released
12/23/2023	Dog	Mix	Released
12/24/2023	Dog	Australian Shepherd	Unknown/Stray

Public Swimming Pools –

Franklin County Public Health currently has 395 licensed recreational water facilities. There are 23 licensed pools, spas, or special use pools in Upper Arlington. The licensing year is from June 1, 2023, to May 31, 2024. Standard pool inspections will be conducted at least twice per licensing year. Pool equipment inventory inspections are conducted once per year. Inventory inspections document pool equipment including pool pumps, filters, chemical feeders, drain covers, and other facility specific equipment. Six inspections took place in Upper Arlington during this quarter at the locations listed below:

Date	Facility	Inspection Type
10/17/2023	First Community Pool	Standard
10/17/2023	First Community Pool	Inventory
10/23/2023	Goldfish Swim School	Standard
10/23/2023	Goldfish Swim School	Inventory
12/20/2023	Upper Arlington High School	Standard
12/20/2023	Upper Arlington High School	Inventory

Body Art –

Franklin County Public Health currently has 92 body art facilities. The licensing period is from January 1, 2024, through December 31, 2024. Body art includes traditional tattoo and body piercing, but it also includes permanent make-up or reconstructive procedures such as microblading, micro-needling, scalp micropigmentation, and scar camouflage. FCPH licenses two tattoo businesses in Upper Arlington, both of which perform permanent makeup and/or reconstructive procedures. FCPH inspects body art facilities at least once during the licensing period. One standard inspection was conducted during the fourth quarter of 2023 and is listed below.

Date	Facility
10/16/2023	Columbus Aesthetic and Plastic Surgery



Franklin County Public Health
 280 East Broad Street
 Columbus, Ohio 43215-4562
 (614) 525-3160
 www.myfcph.org

Environmental Health Services Upper Arlington

Reporting Period: October 1 – December 31, 2023

Food Safety

Four sets of plans were reviewed, five new facilities were licensed and there were two warning letters issued for not having a license: Haili and Jimmy Johns on Tremont. An administrative hearing was ordered for Jimmy Johns but was cancelled due to compliance. The Dominos on Riverside Dr was issued a warning letter for sanitation.

Total Licensed Facilities			
Mobile	FSO/RFE	Vending	Schools
4	138	1	9

Inspections Conducted	
Standard	55
Follow-Up	9
Complaint	3
Consultation	9
Foodborne	3
Schools	11

Complaints Investigated	
Whole Foods 12/19	Feeding service dog from the hot buffet. Not observed at time of the inspection. Complaint closed
Whole Foods 10/30	Handling raw meat with gloved hands and not changing gloves when wrapping and serving the package. Not observed at time of inspection. Complaint closed
St Agatha School Cafeteria 10/11	Rodents in the kitchen. Evidence of rodents was not observed. Complaint closed
Whole Foods 12/19	Feeding service dog from the hot buffet. Not observed at time of the inspection. Complaint closed

Plumbing and Medical Gas

Type	Inspections
Residential	190
Commercial	17
Medical Gas	0

Sustainability

Public Health Nuisance Complaints – No public health nuisance complaints received.

Respectfully submitted by: Sarah Jensen; Assistant Health Commissioner & Environmental Health Director – 01/08/2024.



Behavioral Health & Addiction Services (BHAS)

Overdose Data to Action LOCAL Activities:

- The Overdose Data to Action: Limiting Overdose through Collaborative Action in Localities (OD2A: LOCAL) team kicked off monthly meetings with grant partners. These meetings discuss progress toward work plan activities, provide technical assistance, and review successes and challenges.
- The OD2A LOCAL team worked together to revise the OD2A LOCAL Year 1 work plan based on the feedback from the CDC. More details regarding activities and implementation steps were provided.

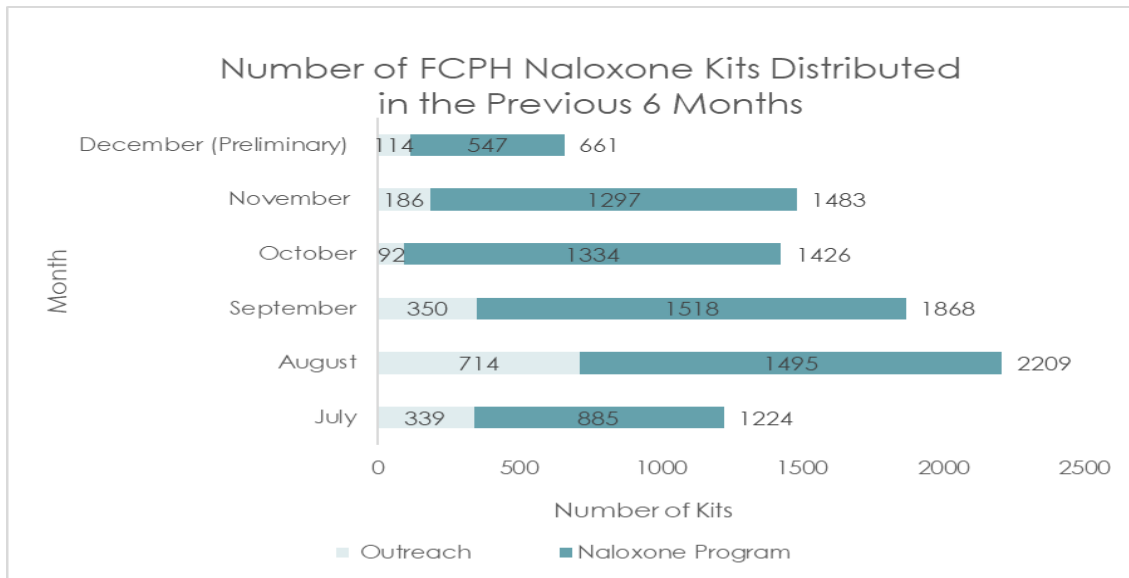
Linkage to Care & Peer Support Activities:

- The Peer Support Program completed an MOU with Upper Arlington Recovery Court and onboarded its first client. The working agreement between FCPH and OJPP to provide peer services to the jail MAT program is in final review. The Peer Program reached a milestone of 25 participants.

Harm Reduction Activities:

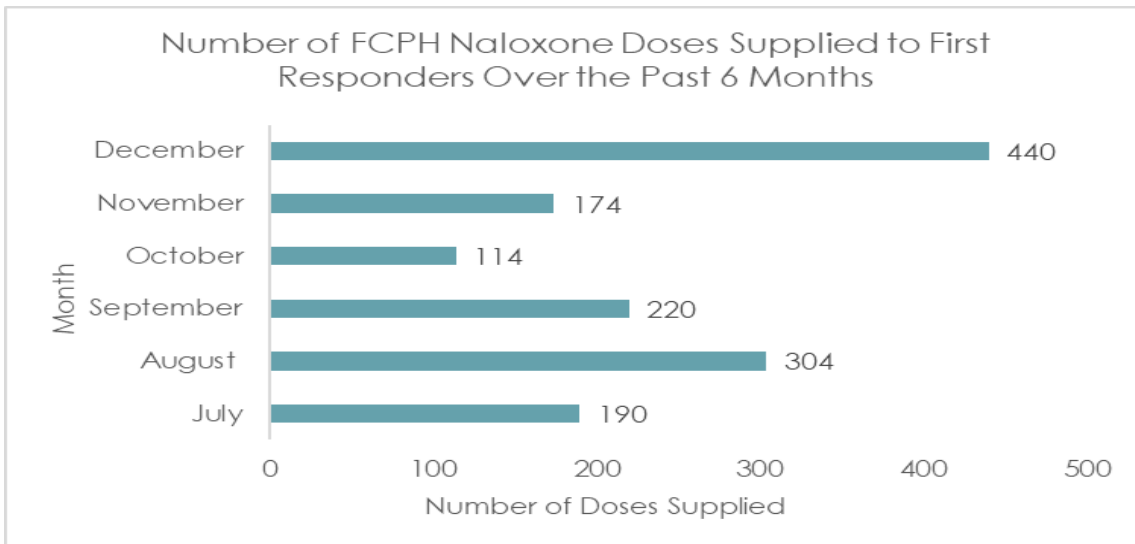
Naloxone:

- As of 12/22/23, a total of 661 naloxone kits have been distributed this month. Of these kits, 271 were distributed through the naloxone mail-order program, 100 were distributed by direct transfers to agencies, 176 were distributed through community distribution partnerships, and 114 were distributed outreach. Due to the holidays, these numbers are based on data received by 12/22/2023 and may increase after additional data is received from partners. This increase will be reflected on next month's board report.



- FCPH provided First Responders with 440 doses of naloxone in December. Naloxone for first responders is only used during an opioid overdose event and is not distributed to the community for opioid overdose prevention and education efforts.
- In December, FCPH also supplied 876 kits to community distribution partners, which will be distributed and reported in future months.

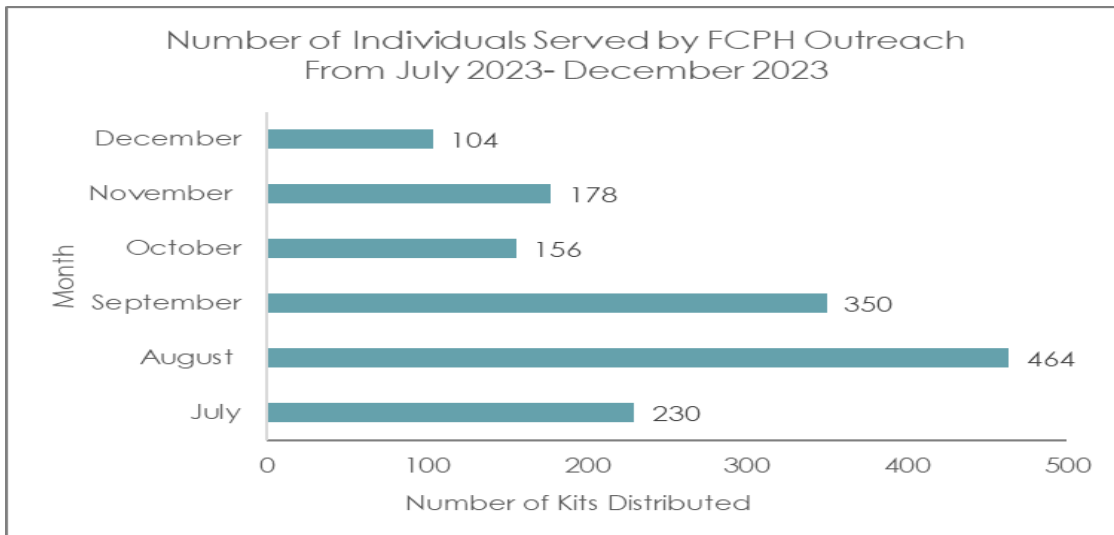
December 2023 Harm Reduction Program Naloxone Activities	
Naloxone Kits Distributed to the Community	528
Naloxone Supplied to Partners for Future Distribution	876
Naloxone Doses Supplied to First Responders	440



Outreach:

- As of 12/22/2023, Harm Reduction Outreach conducted a total of 11 outreach events in December, served 104 individuals, distributed 114 naloxone kits, and trained 104 individuals in naloxone administration. These numbers are based on data received by 12/22/2023 and may change after additional data is received from partners. This change will be reflected on next month's board report.
- In December, the shower program at Jordan's Crossing Resource Center provided 8 showers to women and non-binary people experiencing houselessness. Showers are available every Friday, with women's hours from 9 am- noon.

Harm Reduction Outreach Activities During December 2023*	
Number of People served by Outreach	104
Number of People Trained in Naloxone Administration	104
Number of Fentanyl Test Strips Distributed	2,233
Number of Go Kits Distributed	114



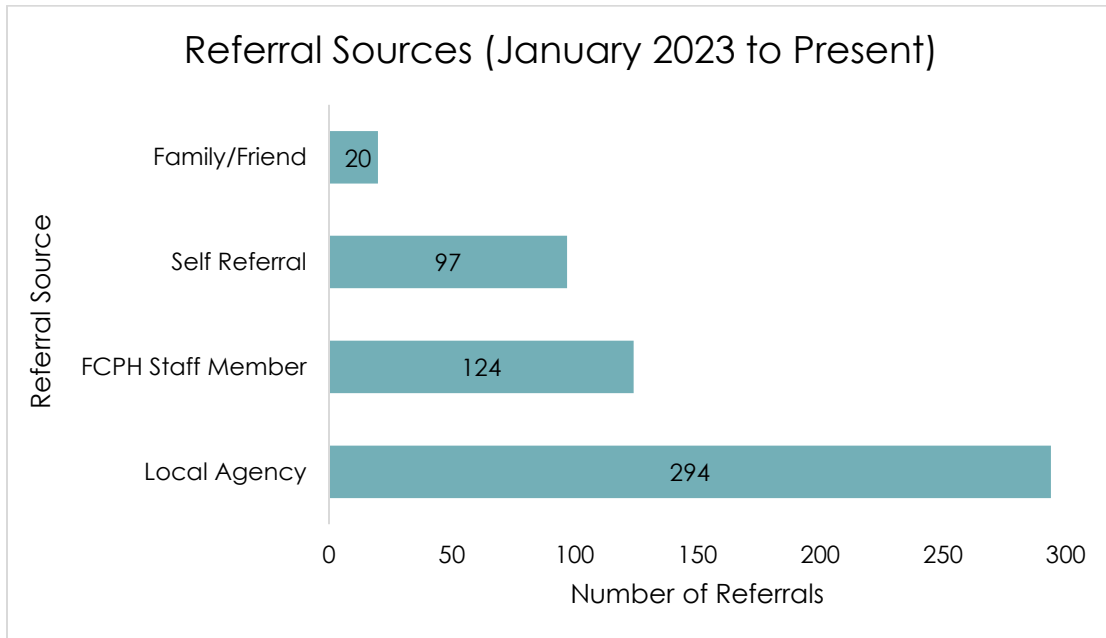
Care Coordination (CC)

Care Coordination Activity: 2-3 sentence description

- o Clients Served.....175
- o Pathways Initiated / Completed.....321/235

- On December 4, 2023, the CC team welcomed two new Community Health Workers (CHWs) to the team. Nimo Ali, CHW, joined the team with experience in medical interpreting and a passion for serving others. Christina Davidson, CHW, joined the team as a former FCPH Administrative Assistant with a willingness to further serve the residents of Franklin County.
- Thyri Cazares, CHW, worked with a family who was facing financial instability leading up to the holidays. Through Thyri's guidance and assistance, the family was connected with community resources that enabled them to access \$400 in social services for holiday support of their four small children.
- From December 27, 2023, to December 29, 2023, the FCPH CC team was on site at the Prairie Township Government Building to assist residents of the Galloway Village Apartment complex. CHWs were able to provide Kroger gift cards to residents experiencing food insecurity and provide guidance to those who are experience housing instability as a first line of assistance for residents in need.

Pathways Initiated and Completed in December 2023		
	Pathways Initiated	Pathways Completed
Total	321	235
Education	192	186
Social Service Referral	88	24
Medical Referral	13	12
Employment	5	4
Pregnancy	5	1
Housing	4	3
Health Insurance	4	2
Medical Home	3	2
Postpartum	2	1
Adult Learning	2	0
Behavioral Health	2	0
Family Planning	1	0



Community Engagement

Community Health Action Teams (CHATs)

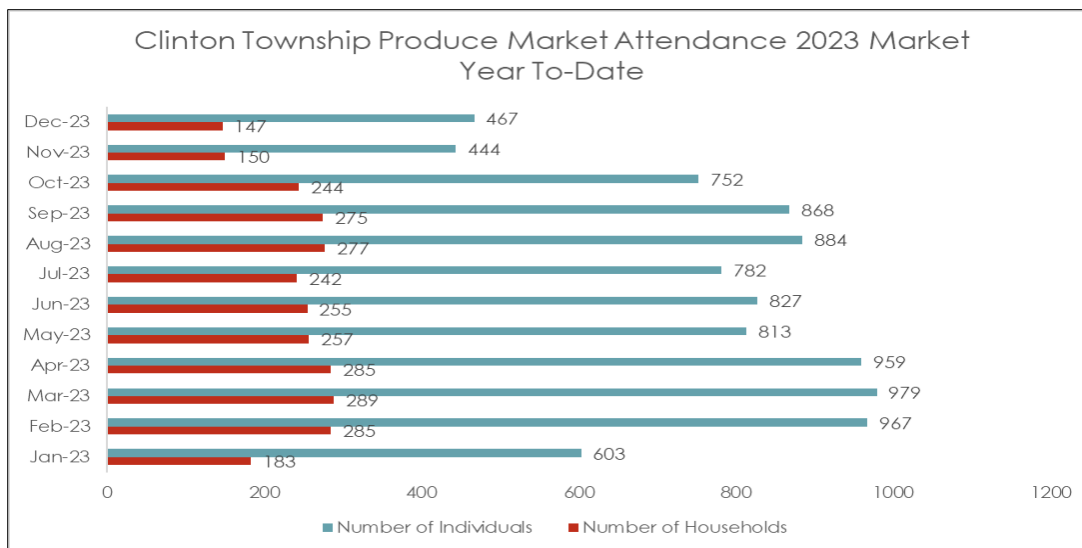
- The CHAT Coordinators have been busy planning for the 2024 Annual CHAT Summit. The Summit will be held on January 23, 2024, with a theme focused on “The Power of Community.” The objective is to highlight the work of the CHATs, provide insightful presentations from public health professionals, and a keynote speaker.
- The feature keynote speaker will be Danielle Sydnor, the CEO of the Rise Together Innovation Institute. The summit breakout session topics will include Maternal and Child Health, Environmental Health, Mental Health and Suicide Prevention, and Emergency Preparedness. These sessions will give attendees the opportunity to learn more about various health topics and the impact they have in Franklin County. Additionally, the CHATs will be awarded their 2024 mini-grant funds for future programming needs.

Commodity Supplemental Food Program (CSFP):

- The Commodity Supplemental Food Program (CSFP) is a federal program that provides eligible seniors with a monthly box of shelf-stable items such as canned vegetables and whole-grain pasta. Throughout 2023, a total of 267 CSFP boxes were distributed to seniors via the Clinton Township CHAT.

Clinton Township Produce Markets:

- In 2023, the Clinton Township Produce Market served a total of 2889 households (consisting of 9345 individuals). 2023 saw a 23.8% increase in households served when compared to 2022.



Graph 1.0 – Produce Market Attendance 2023

Healthy Eating and Active Living (HEAL) Grant

- **HEAL Capacity Building**

In 2023, FCPH conducted a Policy, Systems, and Environmental Change assessment in Franklin Township to determine what resources and gaps exist for the community as it relates to healthy eating and active living. With the assistance of the Franklin Township Administration Office, FCPH released a survey to those who live, work, and play in Franklin Township to determine the top priority on those topics. Additionally, the Health Promotion team was awarded funding for the Healthy Eating Active Living (HEAL) Tier II grant which began October 2023 to pursue a project related to the community's top priority – Active Transportation.

- **Active Transportation Planning (ATP)**

FCPH and stakeholders conducted a walk audit in Franklin Township near Finland Middle School and surrounding areas to identify barriers that individuals may encounter either by walking or using other forms of active transportation. Areas for improvement were compiled and will be referred to for use in the second iteration of the HEAL grant.

- **Complete Streets (CS) Policy**

The Active Living Coordinator collaborated with the Mid-Ohio Regional Planning Commission (MORPC) and Toole Design to present a Complete Streets Policy to the City of Reynoldsburg. This was then presented to City Council and passed with unanimous approval of the Reynoldsburg Complete Streets Policy. This policy will help make Reynoldsburg a safer space for all users and modes of transportation. It was one of the only Complete Streets Policy to pass into official policy in the state of Ohio.

- **Food Service Guidelines (FSG)**

In 2023, Franklin County Public Health (FCPH) continued work to improve the availability of nutritious food choices at work and in public spaces through ODH's Healthy Eating and Active Living (HEAL) grant. FCPH coordinated with Franklin County Public Facilities Management and AVI Food Systems Inc. to bring healthier snacks to employees and visitors of Memorial Hall with the installation of a new NutriSource vending machine. The new, vibrant machine offers healthier snack options that adhere to the Good Food Here standards and includes messaging on its façade encouraging healthy eating.

Emergency Preparedness (EP)

Cities Readiness Initiative (CRI) Activity:

- The deliverables for this year focused on medical countermeasure distribution, with an emphasis on reaching communities that have been traditionally underserved. This past year the CRI grant had ten deliverables completed in 2023. There was a staff training held on October 19, 2023, to train new hires on the CRI grant and the Point of Dispensing (POD) program. The training successfully trained fifteen new staff and was tied to the full scale exercise hosted by the regional coordinator.

Stop the Bleed Activity:

2022 vs 2023 Stop the Bleeding Training		
	Total Certified Individuals	Total Trainings
2022	509	25
2023	442	23

Chart 1.0 – 2022 vs 2023 Stop the Bleeding Certified Individuals and Trainings

- FCPH ended 2023 with a total of 23 community Stop the Bleed (STB) trainings and certified 442 individuals. Although not as many as last year (2022) with 25 total community STB trainings and 509 certified individuals, EP was able to meet the goal of “whole community” inclusion in STB by not just limiting trainings to schools but reaching out to organizations, institutions, and different social, cultural, and religious groups within the community to create a partnership.
- The goal for 2024 is to continue increasing whole community involvement in the STB program and to be able to distribute (while supplies last) ARPA Grant funded individualized bleed control kits to community partners who become STB certified as a measure of providing both the knowledge and tool to save a life!

2022 vs 2023 Stop the Bleed Community Trainings Ratio						
Month	2022 Total	School Partner (SP)	Non-School Partner (NSP)	2023 Total	School Partner (SP)	Non-School Partner (NSP)
January	2		2	1	1	
February	1	1		3	2	1
March	3	3		0		
April	2	1	1	0		
May	0			1		1
June	3	3		2	1	1
July	0			2		2
August	1	1		1	1	
September	1	1		3	3	
October	6	4	2	6	4	2
November	3	1	2	4	1	3
December	3	1	2	0		
TOTALS	25 Classes	16 SP (64%)	9 NSP (36%)	23 Classes	13 SP (56.52%)	10 NSP (43.84%)

Chart 2.0 - Above all STB trainings provided to community partners in 2023.

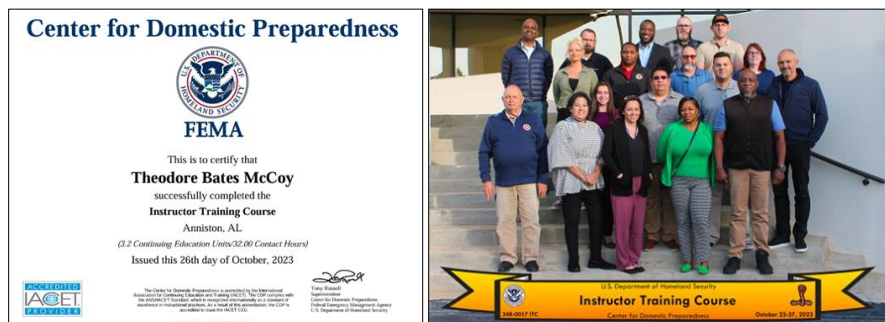
- The above chart depicts the STB trainings that were held in 2022 and 2023 from January – December. This chart breaks down the number of trainings that were provided each month under two classifications: School Partner (SP), or Non-school Partner (NSP).
- Findings show that more classes were offered in 2022, of which 16 were to schools and 9 to non-school partners. While in 2023 23 STB classes were offered, of which 13 were to schools and 10 to non-school partners. 2023 witnessed a higher percentage of STB trainings to non-school partners (43.48%) which was the goal for making the program accessible and available to the whole community.

Regional Public Health:

- The Regional Public Health Coordinator (RPHC) responded to the mass casualty incident (MCI) on November 14, 2023, in Licking County by visiting the family assistance center (FAC) to offer regional support and provide situational awareness for the rest of the region. Tragically, six were killed and nineteen were injured in the traffic collision, involving a charter bus with high school students and four other vehicles.
- The RPHC facilitated two public information officer workgroup meetings, two epidemiologist workgroup meetings and seven emergency planners workgroup meetings. These meetings are crucial for information sharing and training of the region's personnel and emergency response.
- In 2023, the RPHC completed 11 regional deliverables and assisted local health departments with FAQ's and open office hours. The RPHC continues to present recent events and upcoming deliverables at the monthly Central Region Association of Ohio Health Commissioners.
- In 2024, the RPHC will begin planning a coordinated regional response to the upcoming Solar Eclipse on April 8, 2024, to ensure public messaging is unified and to ensure all LHDs are properly prepared for the large influx of visitors that could triple the population of some counties.

Public Health Emergency Preparedness (PHEP):

- The EP team completed the Extreme Heat Plan Annex, and it was signed off by Health Commissioner Joe Mazzola in December 2023.
- A total of fourteen PHEP deliverables were completed for FCPH and a total of ten PHEP deliverables were completed for Morrow County.
- In 2024, the EP team is drafting an Eclipse plan for local and regional implementation. Estimated delivery is February 5, 2024.
- EP strives to grow and be aware of the nation's most current trainings and information. Ted McCoy attended the October 22-27, 2023, Instructor Training Course at the Center for Domestic Preparedness in Anniston, Alabama.



Pictured Above: Ted McCoy graduating the Instructor Training Class

Grant Updates:

- NACCHO Infectious Disease Forecasting - In 2023, EP in partnership with Infectious Disease team was awarded the NACCHO Infectious Disease Forecasting grant. Meetings discussed project goals, logistics, invoicing, required training, and review templates for the first set of deliverables due by 12/31/2023.

Respectfully Submitted: Lindsey Rodenhauer,
Interim Director of Health Systems and Planning

January 2024

Health Systems and Planning Calendar of Events



- Green indicates Peer Support Event
- Blue indicates events Tobacco Prevention and Cessation Event
- Red indicates a Harm Reduction Outreach Team event.
- Purple indicates a naloxone related event (i.e., training or outreach)
- Orange indicates Emergency Preparedness Event
- Brown indicates Community Engagement Event (HP or EP)
- Black indicates a business closure or holiday.

Sunday	Monday	Tuesday	Wednesday	Thursday	Friday	Saturday
	1	2 SAFER Station 9am-3pm	3	4	5 Jordan's Crossing Showers 9am-12pm SAFER Station 9am-3pm	6
7	8 Westerville Fire Department, Citizens Auxiliary Resource Team Naloxone Training (7-8 pm)	9 SAFER Station 9am-3pm PEER Center West 2-4pm Safe Point 3-6pm	10	11 Upper Arlington Citizen Police Academy Alumni Naloxone Training (7-8 pm) PEER Center East 2-4pm	12 Jordan's Crossing Showers 9am-12pm SAFER Station 9am-3pm	13
14	15	16 SAFER Station 9am-3pm Van Buren Shelter 9-11am	17	18	19 Jordan's Crossing Showers 9am-12pm SAFER Station 9am-3pm	20
21	22	23 SAFER Station 9am-3pm Van Buren Shelter 9-11am FCPH Annual CHAT Summit 8am-4pm	24	25	26 Jordan's Crossing Showers 9am-12pm SAFER Station 9am-3pm	27
28	29	30	31			

- SAFER Station: 368 West Park Ave., Columbus, OH 43223
- Safe Point: 1267 West Broad Street, Columbus, OH 43222
- Jordan's Crossing Resource Center: 342 North Hague Ave., Columbus, OH 43204
- Mid-Ohio Food on Gantz, 4041 Gantz Rd, Grove City, OH 43123
- The P.E.E.R. Center West: 860 West Broad Street, Columbus, OH 43222
- The P.E.E.R. Center East: 205 North Hamilton Road, Columbus, OH 43213
- Hilliard Food Pantry: 4410 Cemetery Road, Columbus, OH 43026
- Van Buren Shelter: 595 Van Buren Drive, Columbus, OH 43223
- CHAT Summit, 9200 Worthington Rd. Ste. 400, Westerville, Ohio 43082
- Westerville Fire Department, 400 West Main St. Westerville, OH 43081
- Upper Arlington Citizen Police Academy Alumni Naloxone



Immunization Program/School Nursing Section

Adult, Childhood and COVID-19 Vaccination Clinics

In December 2023, 69 clients, including 5 Homebound patients were vaccinated at FCPHs routine adult and childhood vaccination clinics, a total of 141 vaccines were administered. A total of 35 updated COVID-19, and 28 influenza vaccines were administered.

Upper Arlington Data from October 1, 2023- December 31, 2023:

A total of 16 vaccines were administered to 9 clients residing in the City of Upper Arlington.

NACCHO Partnering for Vaccine Equity (PAVE) Grant

The Rapid Community Assessment is currently underway. The project team is contracting with a marketing firm to conduct focus groups among Black and Hispanic adult residents to gather data of Flu and COVID vaccine hesitancy. This data will be used to better understand vaccine hesitancy and develop a comprehensive plan to increase vaccine uptake within these communities.

ETSS Outreach Clinic

The Immunization and School Health staff collaborated with Ethiopian Tewahedo Social Services (ETSS) to conduct to host a community vaccination event on December 15th, 2023. FCPH staff administered COVID-19 and Flu vaccinations and ETSS staff provided onsite interpretation services as needed. Though it was a low uptake (3 vaccines administered) the FCPH and ETSS teams are actively brainstorming ideas and opportunities to continue to partner to provide immunizations services to ETSS clients.

Clinic Improvements

Several clinic operation improvements have been made in December 2023. A triage nurse standard operating procedure (SOP) was developed and implemented. The triage nurse is responsible for calling the patients/parents prior to their visit to educate about what they can expect at their upcoming appointment. This allows the patients to discuss any concerns with the triage nurse one-on one and answer any questions prior to the appointment and allows for staff to request records needed prior to the appointment. Ultimately reducing patient time at clinic, increasing patient satisfaction, and improving staff efficiency in service delivery.

Screening questions have been added to the electronic medical record to assess for basic needs, mental health concerns, assistance with applying for health insurance, linking to a medical home, safe sleep, and tobacco cessation interest. Appropriate internal referrals and warm hand offs are being made based on the results of the questionnaire. Additionally, patients can now check-in up to 24 hours prior to their



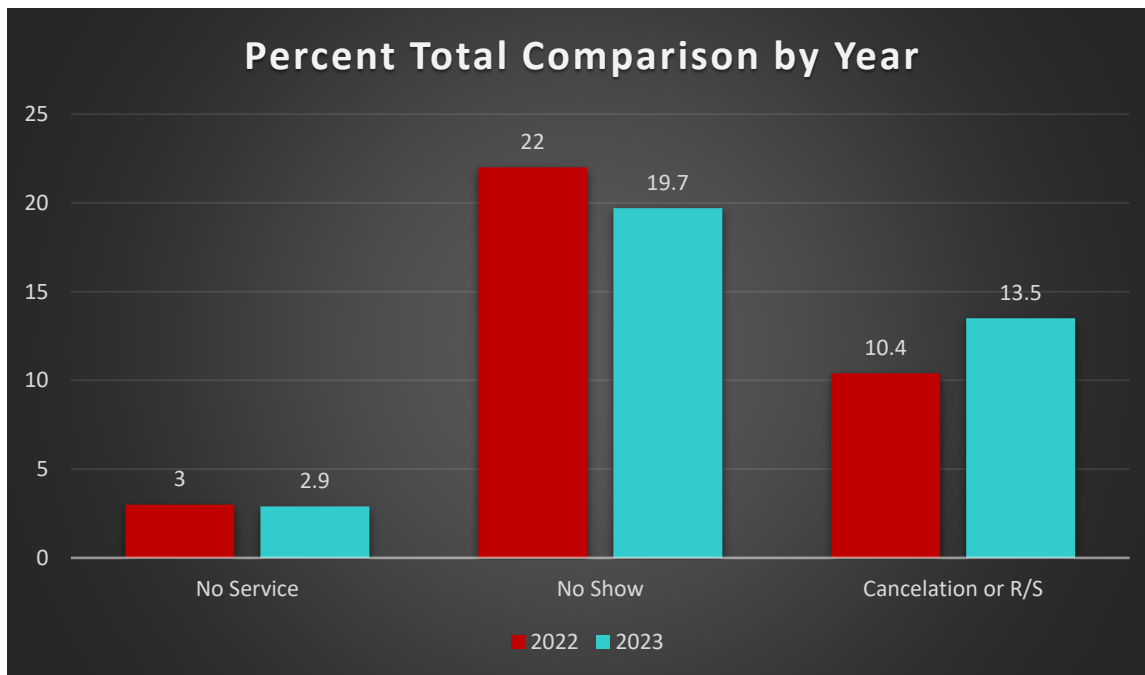
immunization appointment, completing this questionnaire and other required paperwork in the convenience of their home.

Reminder/Recall QI Project Update

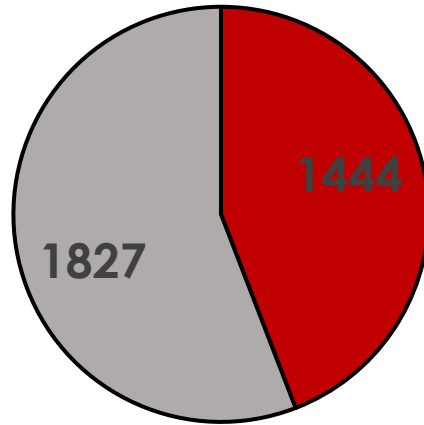
In May 2023, the Immunization and School Health team began making physical reminder calls and tracking them in a call log instead of relying only on the EMR automated reminder system. The team also produced a reminder call SOP to train staff on the process.

The reminder calls and call log started May 15, 2023 and according to data pulled from ECW and ImpactSIS during the dates of May 15, 2022 through December 31st, 2022 and May 15th, 2023 through December 31st, 2023 the data shows that in 2023 Immunization had a 21% increase of total patients seen, a 0.01% decrease in the No Show rate, a 2.3% decrease in the No Service rate, and a 3.1% increase to the Reschedule/Cancellation rate.

The reschedule/cancellation rate increase and No Service rate decrease can be attributed to FCPH staff physically speaking with clients prior to their appointment. Previously clients came to appointments requesting services and vaccines that we do not offer (e.g., travel vaccines, rabies prophylaxis, TB skin test), resulting in clients not receiving services. With the new process, staff are able to discuss what vaccinations the client is needing and if we do not offer the vaccine, we make a referral to another vaccine provider and open up the appointment slot to another client.



Patient Totals for May 15th through December 31st



■ 2022 ■ 2023

HAPPY NEW YEAR FROM THE IMMUNIZATION TEAM!





Pictured from Left to Right: Lisa Baumer, Admin Assistant. Cheryl Jones BSN, RN. Kelva Clemmons, RN. Susan Foster BSN, RN. Jade Stover BSN, RN. OSU Nursing Student Maddi Marrow. Michael Kieffer MSN, RN (Middle).

Not Pictured: Celina Ngo BSN, RN

Maternal and Child Health Section

Franklin County Public Health (FCPH) administers the Children with Medical Handicaps (CMH) program to children ages 0-23 years old living in Franklin County. The PHNs in the CMH program provide case management services for children with special health care needs. These services include assisting families with finding quality health care for their children, providing community resources, participating in community outreach and assisting with coordination of care for children with various healthcare needs. CMH PHNs provide services via telephone communication, email communication, mail and home visits.

Upper Arlington Data from October 1, 2023- December 31, 2023:

CMH PHN's provided comprehensive case management services to 16 families residing in Upper Arlington.

MCH Leadership Updates

The Prevention and Wellness Division Manager, Alyssa A. Grodhaus, BSN, RN, was accepted into the Region V Public Health Leadership Institute (RVPHLI). This is an opportunity for professionals in public health and primary care to cultivate their capacity to influence change in their organizations and communities. This six-month virtual program is grounded in theory, coupled with practical application and peer-to-peer learning. RVPHLI will set a foundation for emerging leaders as well as strengthen



skills for current leaders to recruit and retain a diverse workforce and engage cross-sector partners in addressing the social determinants of health. The current cohort was limited to 40 public health professionals from Illinois, Indiana, Michigan, Minnesota, Ohio, and Wisconsin. The program begins on January 11, 2024.

CMH Program-Home Visits and Safe Sleep

The Children with Medical Handicaps (CMH) public health nurses (PHN) continue to provide comprehensive case management services to families with children on the CMH program. The CMH leadership is currently interviewing one Bilingual Public Health Nurse to staff the program. During December 2023, CMH PHNs completed 12 home visits with clients and their families. Three portable cribs were distributed during December 2023. There were 8 Safe Sleep Assessments conducted by MCH staff with families who had an infant under the age of 1 in the home. The MCH Leadership staff are attending ongoing Safe Sleep Advisory Committee meetings. These meetings are convened by Nationwide Children's Hospital with the intention to review and improve infant safe sleep messaging across healthcare and community systems.

Community Partnership Grants

The Beautiful Beginnings home visiting program is continuing in collaboration with Heart of Ohio Family Health with funds from the Franklin County Board of Commissioners. MCH leadership is currently interviewing for two public health nurses to staff the program. During December 2023, 3 home visits/comprehensive assessment phone calls were completed with clients. Currently, a comprehensive pregnancy and postpartum resource and education client resource binder is in development.

FCPH continues to partner with ROOTT (Restoring Our Own Through Transformation) through a separate Community Partnership grant opportunity. ROOTT provides perinatal doula services to Black individuals within Franklin County.

Advancing Health Literacy Franklin County

Advancing Health Literacy Franklin County (AHLFC) will host several trainings in January 2024, please join us for one or more training and share with your networks:

- January 9, 2024: Advancing Health Literacy CLAS + Cultural Competency Asian Focus Training (Register Here: https://franklincountyohio.zoom.us/webinar/register/WN_FhUI9LDGSXu_ipGZQrhhbfQ)
- January 25, 2024: Advancing Health Literacy CLAS + Cultural Competency West African Focus Training (Register Here: https://franklincountyohio.zoom.us/webinar/register/WN_dhkV1PSETkO6HeXZC4T98g)
- **Looking ahead:** March 8, 2024: CPH Access to Care & Community Engagement Focused Health Literacy Conference (Register here: https://myfcph.qualtrics.com/jfe/form/SV_1za4V4XBE9Ksqay) - Available both in-person and virtual. Limited in-person seats, register today!

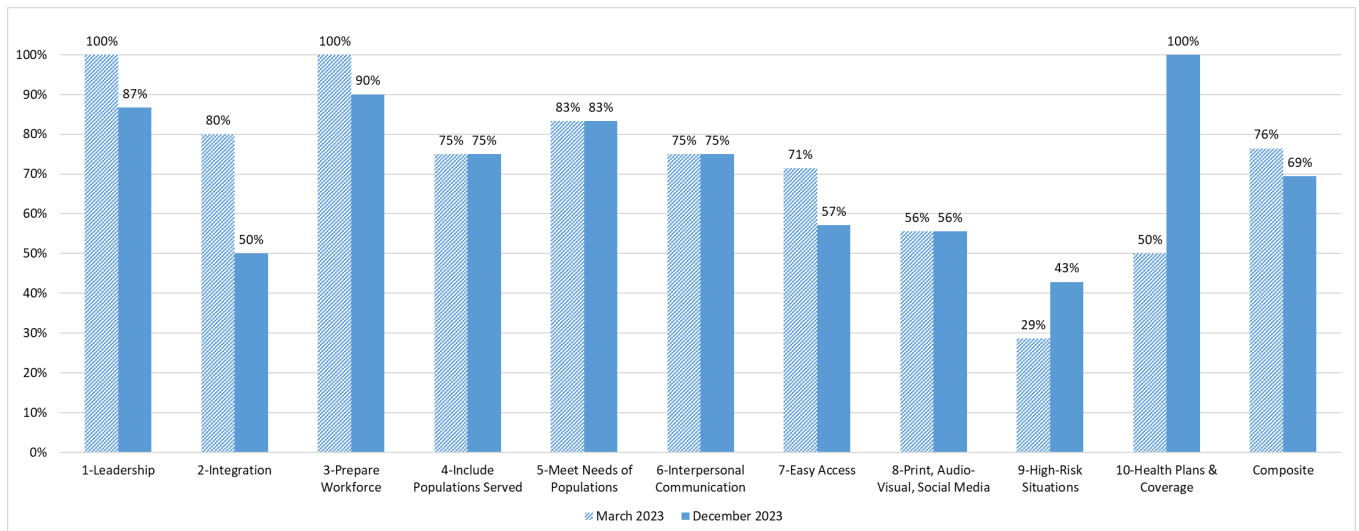


Health Literacy Learning Collaborative

In collaboration with Nationwide Children Hospital, the second Health Literacy Learning Collaboration Learning session was held on December 15, 2023. There was a robust turnout with engaged participation. The session featured impactful presentations centered around health literacy, fostering insightful discussions among participants. Most importantly, the event drew participation from 11 committed teams (6 total organizations), underscoring its reach and impact.

Enliven Organizational Health Literacy Assessment

The AHLFC team worked with 9 FCPH employees to collect data to assess how FCPH is implementing health literacy skills and working toward becoming a health literate organization. Employees completed self-assessments deciding if each of the 10 attributes were present in our organization. After completion of the self-assessment, AHLFC met with the group of FCPH employees to discuss disagreed. Below is a graph showing the change in present attributes from March 2023 to December 2023. The meeting also provided time to guide our efforts to improve FCPH' health literacy outcomes.





Infectious Disease Section

COVID-19 Response Updates

December 29, 2023 - 10:00 AM

COVID-19 Case Data*	
Total Cases	135,053 (96,294 Confirmed, 38,759 Probable)
Age Range	<1 – 105 years
Median Age	38 years
Gender	72,948 Female 60,879 Male
Hospitalized (overall)	1,799
ICU Admissions (overall)	218
Deaths***	1,292 (1,016 White, 145 Black, 33 Asian, 37 Hispanic, 76 Other, 5 Unknown)
Presumed Recovered^	132,623
Onset Date Range	01/15/2020 – 12/26/2023
Asymptomatic Cases	3,616
<small>*Data are pulled from the Ohio Disease Reporting System and are subject to change as additional information is gathered. Some data may have a lag time based on completion of case finding at the time of this report. ** Probable case counts added to the data as of 4/14/2020. ***Cause of death has not yet been determined. ^Presumed recovered is defined as cases with an onset date >21 days prior who are not deceased. If onset date is unknown, the earliest known date associated with the case is used as a substitute for the date of illness onset.</small>	

Cases in Franklin County Public Health Jurisdiction Residing in Another County	
Franklin	122,307
Union	933
Fairfield	5,625
Delaware	2,264
Licking	3,669

As of May 11, 2023, the Centers for Disease Control and Prevention has ended the Public Health Emergency for COVID-19. As a result, Community Levels have been discontinued. FCPH will provide updates in accordance with the new CDC COVID Tracker and will report out COVID-19 New Hospital Admissions Rate per 100,000 for Franklin County by week. For additional information, please visit the CDC COVID Tracker Website:

<https://covid.cdc.gov/covid-data-tracker/#datatracker-home>

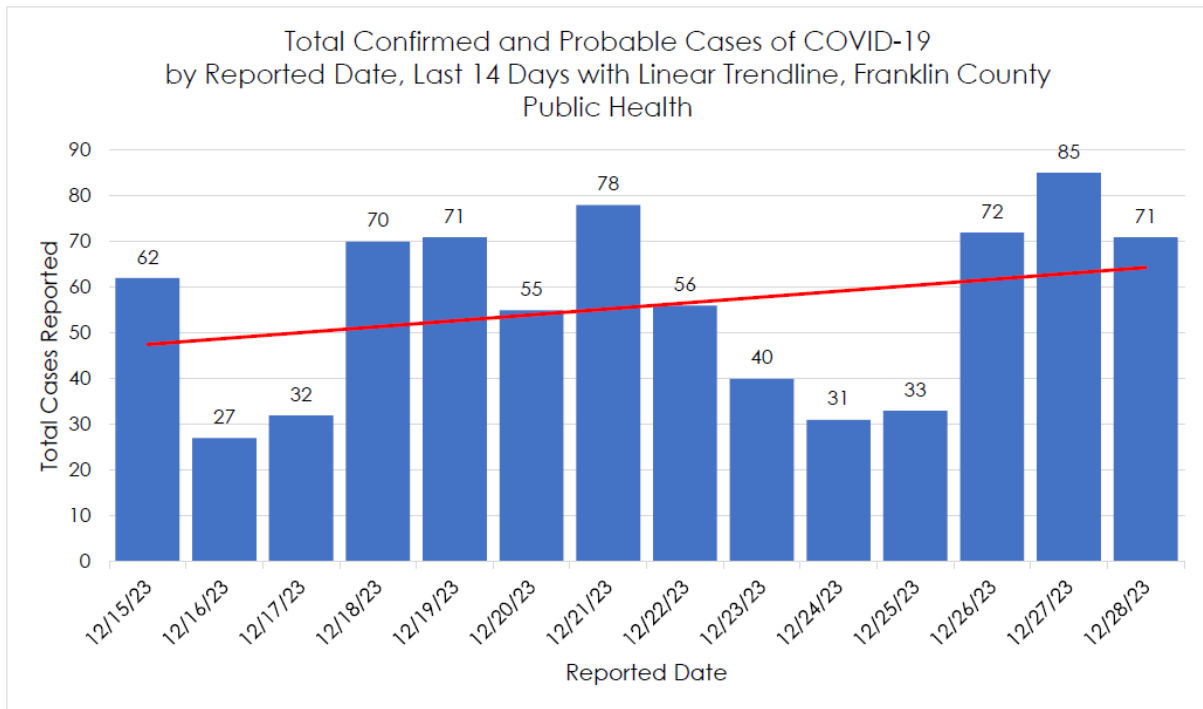


Franklin County Public Health
 280 East Broad Street
 Columbus, Ohio 43215-4562
 (614) 525-3160
 www.myfcph.org

Division of Prevention & Wellness Upper Arlington Board of Health Report January 2024

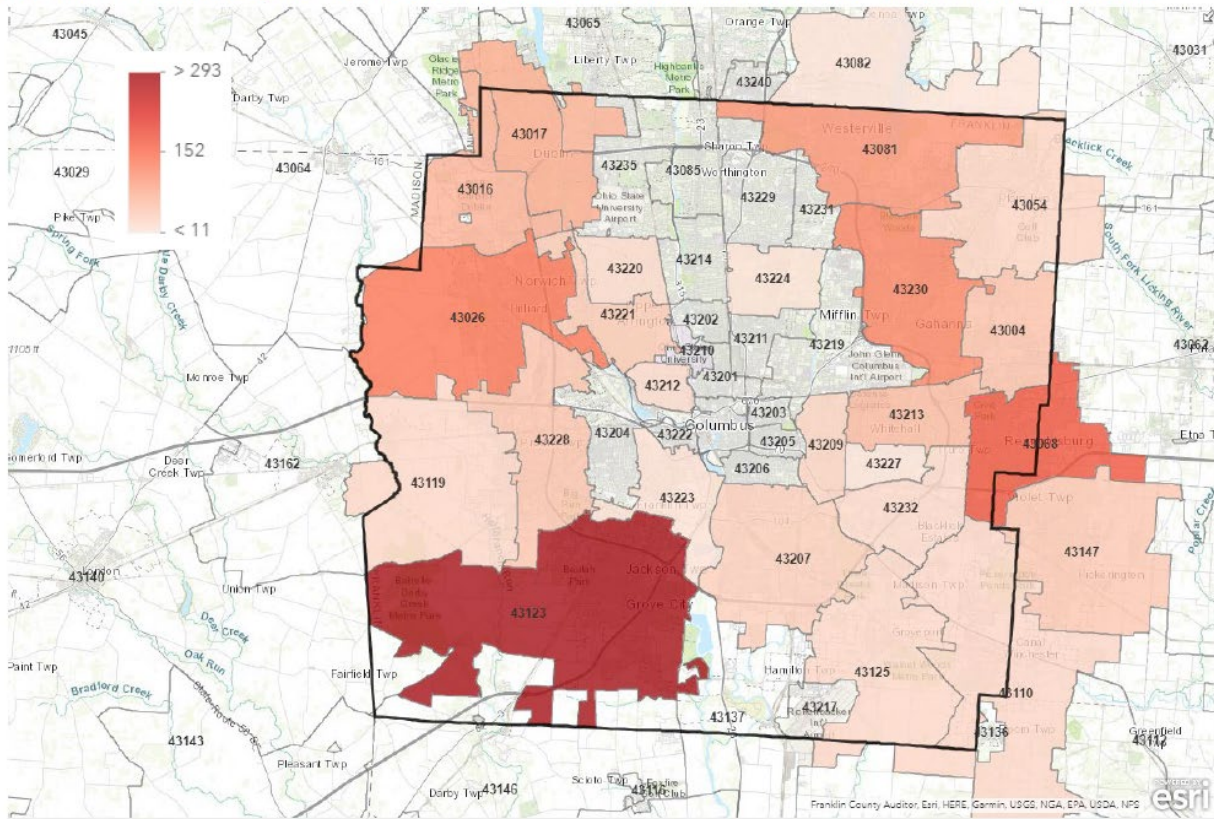
Past Week – Franklin County <small>7-day total calculated using data from the MMWR week (Sat-Sun)</small>	New hospital admissions of confirmed COVID-19, past week (total)	% change in hospital admissions from prior week	New COVID-19 hospital admissions per 100,000 population, past week (total)
Data through October 14, 2023	57	-28.7%	3.4
Data through November 18, 2023	102	29.1%	6.2
Data through December 16, 2023	116	-20%	7.0

CDC Metric: New COVID-19 hospital admissions per 100,000 population, past week (total)	Low (<10.0)	Medium (10.0 to 19.9)	High (≥20.0)
---	-----------------------	------------------------------	---------------------





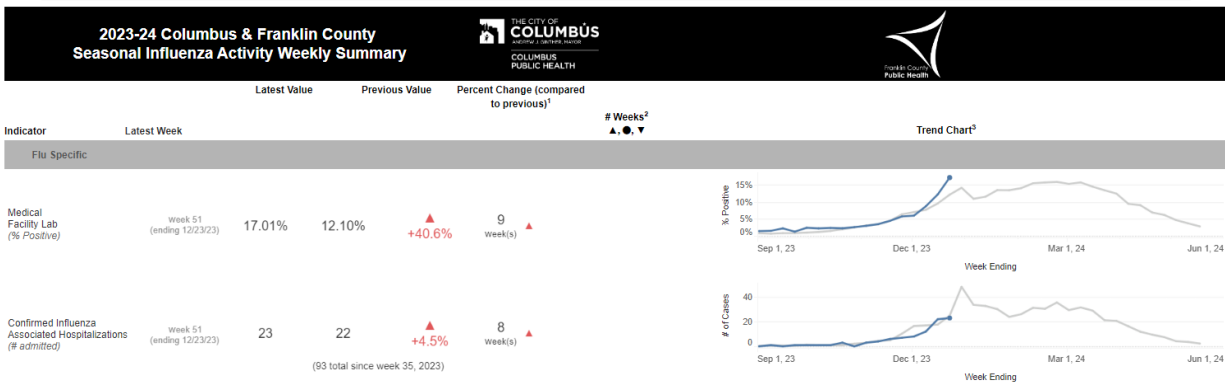
COVID-19 Cases by ZIP Code, FCPH Jurisdiction, November 30 – December 28, 2023



2023-2024 Franklin County Seasonal Influenza Activity

Local influenza activity increasing at this time with most indicators showing moderate to high activity.

FRANKLIN COUNTY- LOCAL ACTIVITY



Source: https://public.tableau.com/app/profile/columbus/viz/Flu_Surveillance/Dashboard-FluActivity



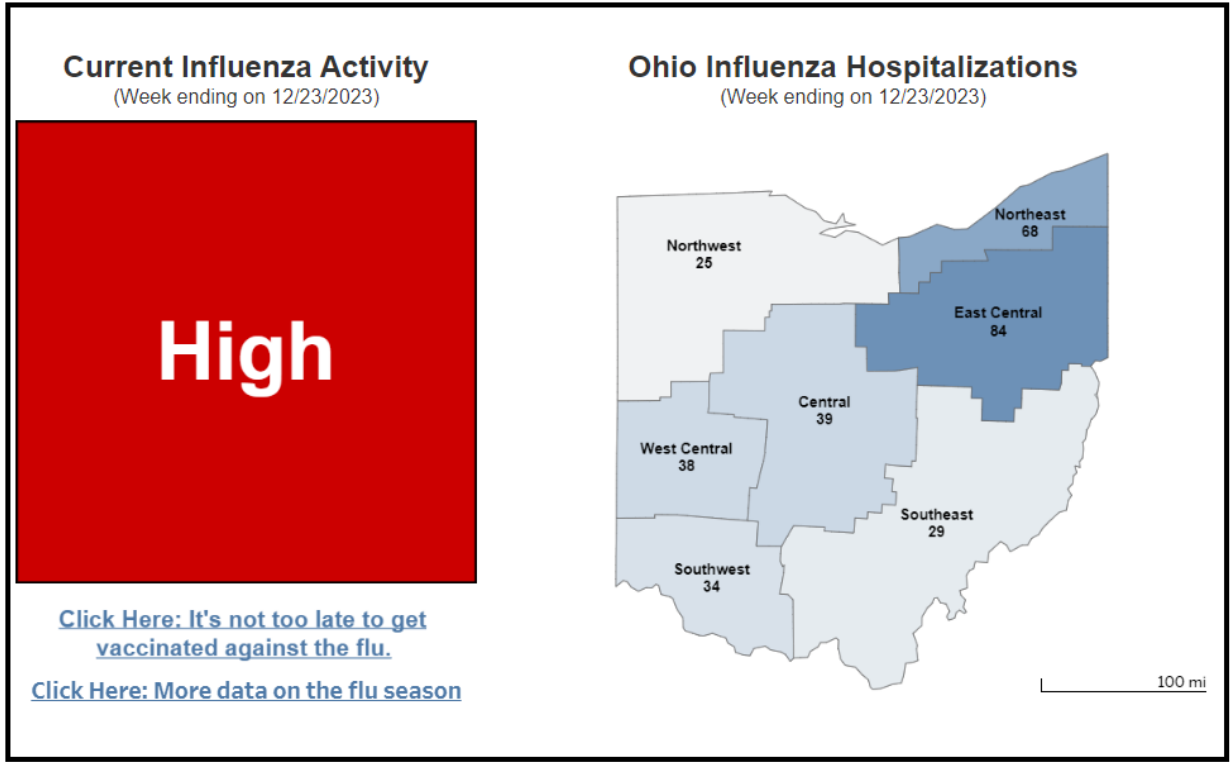
Franklin County Public Health
 280 East Broad Street
 Columbus, Ohio 43215-4562
 (614) 525-3160
 www.myfcph.org

Division of Prevention & Wellness
Upper Arlington Board of Health Report
January 2024

OHIO-STATE ACTIVITY

State of Ohio | Current Influenza Activity

Last Updated: 2023-12-29
 Updated Fridays During Flu Season





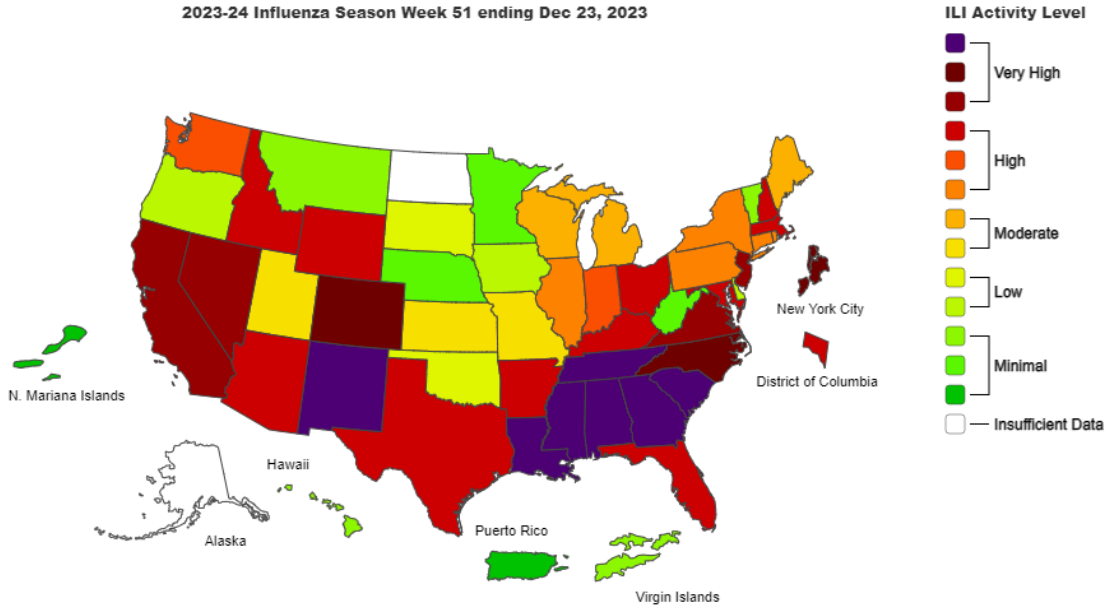
Activity Indicators (Week ending on 12/23/2023)				
Data Source	Current Week	Percent Change from last week	Trend Direction	<div style="display: flex; justify-content: space-between; font-size: 8px;"> Above 5 yr Average 5 yr Average </div> <div style="display: flex; justify-content: space-between; font-size: 8px;"> Below 5 yr Average Current Season Percent </div>
% of Outpatient Visits Influenza-like Illness (ILI) Outpatient Data (ILINet Sentinel Provider Visits)	5.54%	33.17%	↑	
Thermometer Sales (National Retail Data Monitor)	0.61%	24.49%	↑	
% of Emergency Department (ED) Visits Fever and ILI Specified ED Visits (EpiCenter)	2.58%	16.22%	↑	
% of ED Visits Constitutional ED Visits (EpiCenter)	13.58%	12.23%	↑	
Hospitalizations Confirmed Influenza-associated Hospitalizations (Ohio Disease Reporting System)	317	87.57%	↑	

Footnotes:

- **National Retail Data Monitor (NRDM)-Over-the-Counter (OTC) Drug Purchases:** A five-year average, which includes data from the 2016-2017 season through the 2018-2019 season in addition to the 2021-2022 and 2022-2023 seasons is displayed. Thermometer sales from the 2019-2020 and 2020-2021 seasons have been omitted from the five-year baseline average due to abnormally high sales during the COVID-19 pandemic.
- **Emergency Department Visits (EpiCenter):** A five-year average, which includes data from the 2016-2017 season through the 2018-2019 season in addition to the 2021-2022 and 2022-2023 seasons is displayed in the figure above. EpiCenter data from the 2019-2020 and 2020-2021 seasons has been omitted from the five-year baseline average due to data instability and the effects of the COVID-19 pandemic.
- **Sentinel Providers (ILINet):** A five-year average, which includes data from the 2016-2017 season through the 2018-2019 season in addition to the 2021-2022 and 2022-2023 seasons is displayed in the figure above. ILINet data from the 2019-2020 and 2020-2021 seasons has been omitted from the five-year baseline average due to data instability and the effects of the COVID-19 pandemic.
- **Influenza-associated Hospitalizations (ODRS):** A five-year average, which includes data from the 2016-2017 season through the 2018-2019 season in addition to the 2021-2022 and 2022-2023 seasons is displayed in the figure above. Influenza-associated hospitalization data from the 2019-2020 and 2020-2021 seasons has been omitted from the five-year baseline average due to data instability and the effects of the COVID-19 pandemic.

Source: <https://odh.ohio.gov/know-our-programs/seasonal-influenza/influenza-dashboard>

NATIONAL ACTIVITY



Source: <https://www.cdc.gov/flu/weekly/index.htm>

Data are current as of 12/20/2023

Top 15 Reportable Condition	FCPH Case Counts		
	Last Month (Dec. 2023)	2023 YTD	2022
COVID-19 (call health department immediately)	1746	10919	57089
Chlamydia infection	131	2202	3222
Gonococcal infection	41	789	1209
Hepatitis B (including delta) - chronic	<10	110	204
Hepatitis C - chronic	<10	154	311
Influenza-associated hospitalization	39	132	235
Campylobacteriosis	<10	137	157
Syphilis – secondary	<10	65	140
Syphilis – unknown	11	67	111
Salmonellosis	<10	75	107
Streptococcal – Group A -invasive	<10	59	63
Lyme Disease	<10	65	80
E. coli, STEC (O157:H7, Not O157, Unknown Serotype)	<10	46	48

Contains Suspected, Probable, and Confirmed cases

Cases counts labeled as <10 due to confidentiality purposes

Respectfully submitted by Alex Jones, Assistant Health Commissioner/Director of Prevention & Wellness,
January 8, 2024.