

October 18, 2023 | 12:00 pm

**MUNICIPAL SERVICES CENTER, 3600 TREMONT ROAD
LOWER LEVEL MEETING ROOM**

1. **Call to order of regular meeting**
2. **Approval of July 12, 2023 meeting minutes**
3. **Old Business**
4. **New Business**
5. **FCPH Reports**
 - a. Environmental Health
 - b. Health Systems & Planning
 - i. CHAT Presentation
 - ii. Updated Tobacco Report
 - c. Prevention & Wellness

ADJOURNMENT



July 12, 2023 | 12 pm

Members Present

	John Kulewicz- Council Member		
	Dr. J. Nick Baird		
	Betty Giammar		
	Chris Guglielmi		

Guests:

Jackie Thiel, City of UA
Chris Zimmer, Chief, UAFD
Sarah Jensen, FCPH
Sarah Muntzing, FCPH
Ed Sweeny

Members Absent

	Dr. Richard Vesper		

MINUTES

1. The regular meeting of the Upper Arlington Board of Health at 12:04 p.m., all members having been notified. Meeting Chair was John Kulewicz.
2. All meeting minutes in the packet approved. Chris Guglielmi moved, 2nd by Betty Giammar
3. Old Business
 - a. None
4. New Business
 - a. None
5. FCPH Reports
 - a. Naloxone Distribution
 - i. What does “individual kits” mean?
 1. Individual kits are the kits given to individual people, not batches given to organizations or agencies.
 - ii. Do you have to give personal information when getting a kit?
 1. Personal information is requested, but not required.
 - iii. What do the two different sets of statistics in the report mean?

1. They measure kits are distributed in Upper Arlington, and kits that are distributed to Upper Arlington residents (they may receive them at events outside of UA).
- iv. Do we know how many of the distributions were in response to an addiction event?
 1. FCPH will check with Victoria, the naloxone coordinator, and get back to you.
 - a. **According to our Naloxone Coordinator, none of these kits were distributed in direct response to an overdose surge, but were just distributed at general outreach or through our mail-order program.**
- v. Tobacco Report
 1. There are 8 facilities that sell tobacco in UA, how do we know who they are/if they're allowed to sell?
 - a. UA is looking into joining FCPH TRL, City Council is looking into joining that program in addition to a flavor ban.
 2. Are there plans to update the student tobacco-related data from 2019?
 - a. There are conversations around that, but we are still catching up from COVID, so it was put on the back burner
 - b. FCPH is working on a public-facing website where people can go on and look at data from different sections of the health department, so naloxone, tobacco, inspections, etc. and will let you know when it is up and running.
 3. Councilmember John Kulewicz, with another Councilmember, visited an AP Government class at UA High School to talk about City Council. While there, they took a quick survey via hand-raising about the proposed TRL policy and flavored tobacco ban. Most of them said they were in favor of one or both policies, a few said they were against them, a few said they didn't care. So, it seems like the younger folks are supportive of the legislation.
 - a. Could the school do an anonymous survey to help inform council decisions on this? Possibly just in a couple of classes?
 4. What's the standard deviation for the student-related tobacco use?
 - a. FCPH will reach out to the Epidemiologist who put together the report and forward on their answer.
 - **There is no standard deviation for high-school e-cigarette use because the survey provides a proportion for a categorical (yes/no) question rather than a mean for something like an average of days. The graph can be interpreted as follows for each grade:**
 - i. **5% of UA 9th graders reported using e-cigarettes in the past 30 days**
 - ii. **10% of UA 10th graders reported using e-cigarettes in the past 30 days**
 - iii. **12% of UA 11th graders reported using e-cigarettes in the past 30 days**
 - iv. **13% of UA 12th graders reported using e-cigarettes in the past 30 days**



- **The reason I used the “more than 1 in 10” language is because 12% and 13% are greater than 10% (1 in 10) and it is another way to conceptualize proportions in a population to tell more of a story.**

vi. Status of TRL

1. What is the status of Reynoldsburg and Whitehall TRL policies? The last time UA checked they hadn’t officially adopted TRL policy.

- a. They have both passed ordinances and FCPH is currently working on finalizing contracts with them.

vii. A motion was suggested for the BoH to advise City Council that the BoH is offered to prepare further advice and encouragement for Tobacco Retail License and/or Flavor Ban for tobacco products. Moved by Chris Guglielmi, 2nd by Dr. J. Nick Baird.

1. All in favor. Motion carries

b. Environmental Health

- i. There have not been any West Nile positive mosquitos in UA.
- ii. There have been no body art-related issues
- iii. There was one food safety warning letter issued. Warning letters are often used to get the attention of superiors when there are repeated issues. They do not necessarily mean a facility is about to get shut down.

iv. EH brought our summer safety kits which include:

- 1. Cooling towel, hand sanitizer, safety whistle, pen, insect repellent, sunscreen, burn cream, tick remover, and other summer safety supplies
 - a. These kits have been passed out at various health fair and events to help promote a safe and bug-free summer for our community members.
- 2. Can people request these kits for events?
 - a. There’s a form on myfcph.org to fill out if you want to request materials like this for an event. The form can be found at myfcph.org → Resources (top right corner) → Health Fairs

v. How are the UA pools doing?

- 1. There have been no major issues. All initial inspections have been conducted with no big problems. We are now working on the second round of inspections to follow up and make sure everything is still running correctly.
- 2. Are there certified pool inspectors, or is FCPH just looking at reports?
 - a. We have Registered Environmental Health Specialists who are assigned to pools. They check on supplies, signage, and make sure everything is in accordance with the Ohio Revised Code.

vi. Do we have information on where the animal bites take place?

- 1. With the current reporting system, we can’t track that information. Reports don’t always tell us about where incident occurs, we mostly get information on where the animal and victim live. Any other location information that we get is not reliable enough to report out.

vii. Is there record of inspections at farm markets?

- 1. Farm markets themselves are not licensed. We do mobile licenses and temporary licenses, but not actual licenses for the farm markets.



- c. Health Systems and Planning
 - i. CHAT Snapshot
 - 1. FCPH was unable to bring a CHAT representative, so the CHAT snapshot gives a nice overview of what they've been doing in Upper Arlington. FCPH will be sure a representative attends these meetings from now on.
 - ii. Do you think that the cases of malaria on page 27 are from outside of FCPH?
 - 1. FCPH believes that the cases of malaria were from somewhere else. We encourage everyone to talk with their physician when travelling to ensure they get the necessary preventative treatments to stay safe.
- d. Prevention and Wellness
 - i. What's the date range on the COVID-19 data?
 - 1. Since the start of COVID, for all of Franklin County.
 - ii. Do doctors still report to FCPH if they see positive cases?
 - 1. Yes, they automatically report. FCPH does not see as many reports from community members, because many are not testing anymore and don't think it's necessary to report when they do test.
 - iii. Cyclosporiasis
 - 1. There have been 5 cases between May 2023-July 2023
 - 2. Have there been any recalls related to this?
 - a. We have a list of ongoing recalls on the Food Safety FCPH page. As of now, there are no recalls related to Cyclosporiasis.

ADJOURNMENT

Motioned: Dr. J. Nick Baird

Seconded: Betty Giammar

Motion Passed

Meeting was adjourned at 1:01pm

ATTEST: Dr. J. Nick Baird CHAIR: John Kulewicz





Community Environmental Health

Rabies Control – 215 exposure events in Franklin County were reported to Franklin County Public Health during this quarter. The following 17 animal exposures in Upper Arlington were investigated during July 1, 2023, to September 30, 2023, and are in the table below. Three bats were tested for rabies during this time period, all with negative results.

Incident Date	Species	Breed	Quarantine Status
07/04/2023	Dog	Saint Bernard	Released
07/06/2023	Cat	DSH	Released
07/08/2023	Dog	Labrador Retriever	Released
07/09/2023	Cat	DSH	Released
07/10/2023	Dog	American Stafford Terrier	Released
07/14/2023	Cat	DSH	Released
07/23/2023	Bat	n/a	Euthanized, Negative for Rabies
07/24/2023	Dog	Unknown	Unknown/Stray
08/11/2023	Cat	DSH	Released
08/14/2023	Cat	Maine Coon	Released
08/22/2023	Bat	n/a	Euthanized, Negative for Rabies
08/23/2023	Cat	DSH	Released
08/25/2023	Cat	DSH	Unknown/Stray
08/25/2023	Dog	Beagle	Released
08/26/2023	Bat	n/a	Euthanized, Negative for Rabies
08/31/2023	Dog	Chihuahua	Released
09/29/2023	Cat	DSH	Within 10-Day Quarantine Period

Public Swimming Pools –

Franklin County Public Health currently has 395 licensed recreational water facilities. There are 22 licensed pools, spas, or special use pools in Upper Arlington. The licensing year is from June 1, 2023, to May 31, 2024. Standard pool inspections will be conducted at least twice per licensing year. Pool equipment inventory inspections are conducted once per year. Inventory inspections document pool equipment including pool pumps, filters, chemical feeders, drain covers, and other facility specific equipment. 37 inspections took place in Upper Arlington during this quarter at the locations listed below:

Date	Facility	Inspection Type
07/11/2023 & 08/16/2023	Scioto Country Club #1 Upper Pool	Standard x2, Inventory
07/11/2023 & 08/16/2023	Scioto Country Club #2 Lower Pool	Standard x2, Inventory
07/11/2023 & 08/16/2023	Scioto Country Club #3 Attached Pool	Standard x2, Inventory
07/11/2023 & 08/16/2023	Scioto Country Club #4 Unattached Pool	Standard x2, Inventory
07/24/2023 & 08/21/2023	Kenbrook Village Pool	Standard, Inventory
07/25/2023 & 08/28/2023	The Landings	Standard, Inventory
08/16/2023	Reed Road Water Park	Standard
08/16/2023	Reed Road Water Park Tot Pool	Standard
08/16/2023	Swim & Racquet Club	Standard



08/16/2023	Swim & Racquet Club Pool	Standard
08/16/2023	Tremont Pool	Standard
08/17/2023 & 08/21/2023	Carriage Hill Arlington Pool	Standard, Inventory
08/17/2023 & 08/21/2023	Carriage Hill Arlington Wading Pool	Standard, Inventory
08/21/2023	Bradford Village Condominiums Pool	Standard, Inventory
08/30/2023	Devon Swimming Pool	Standard
08/30/2023	Devon Wading Pool	Standard
08/30/2023	Devon Diving Pool	Standard
09/07/2023	Berkley House Pool	Standard
09/20/2023	Homewood Suites Pool	Standard, Inventory

Body Art –

Franklin County Public Health has licensed a total of 94 body art facilities so far in 2023. The licensing period is from January 1, 2023, through December 31, 2023. Body art includes traditional tattoo and body piercing, but it also includes permanent make-up or reconstructive procedures such as microblading, micro-needling, scalp micropigmentation, and scar camouflage. FCPH licenses two tattoo businesses in Upper Arlington, both of which perform permanent makeup and/or reconstructive procedures. FCPH inspects body art facilities at least once during the licensing period. One standard inspection was conducted during this quarter which is listed below.

Date	Facility
08/31/2023	A Beautiful Existence LLC

Vector Control –

Over 150 traps are set throughout Franklin County each week. Bexley is divided into two zones which are listed in the table below with total mosquitos collected for West Nile Virus (WNV) testing. The numbers in the table reflect only female mosquitos. This is because only female mosquitos bite and are capable of transmitting WNV. As mosquitos test positive for WNV, the area is treated to reduce the number of adult mosquitos. Upper Arlington is divided into three zones, UA North, UA Central, and UA South, which are listed in the table below.

Zone	Total Mosquitos Collected and Tested	WNV+ Pools	ULV truck sprays
UA North	2068	14	3
UA Central	904	5	2
UA South	669	3	2



Franklin County Public Health
 280 East Broad Street
 Columbus, Ohio 43215-4562
 (614) 525-3160
 www.myfcph.org

Environmental Health Services Upper Arlington

Reporting Period: July 1, 2023 – September 30, 2023

Food Safety

Four sets of plans were reviewed, one new facility was licensed and there were no warning letters issued.

Total Licensed Facilities			
Mobile	FSO/RFE	Vending	Schools
4	133	1	9

Inspections Conducted	
Standard	71
Follow-Up	1
Complaint	4
Consultation	8
Foodborne	8
Schools	0

Complaints Investigated	
El Vaquero 9/8	Bare hands, Not observed, complaint closed
Marco's Pizza 8/14	Fruit Flies, Not Observed, complaint closed
Pho Asian Noodle House 7/10	Undercooked Pork, observed pork at 182F, complaint closed
Starbucks	AC broken, Valid complaint

Plumbing and Medical Gas

Type	Inspections
Residential	200
Commercial	28
Medical Gas	0

Sustainability

Public Health Nuisance Complaints – No public health nuisance complaints received.

Respectfully submitted by: Sarah Jensen; Assistant Health Commissioner & Environmental Health Director –



Franklin County Public Health
 280 East Broad Street
 Columbus, Ohio 43215-4562
 (614) 525-3160
 www.myfcph.org

Division of Health Systems & Planning

Upper Arlington Services (Q3 2023)

HSP Services July 2023 – September 2023

Behavioral Health & Addiction Services

- In July and August of 2023, FCPH utilized funds from the Overdose Data to Action (OD2A) grant to fund several efforts serving people who work, live, and commute in Upper Arlington. Since OD2A grant cycles end in August of each year, data is not yet available for September 2023.
 - The Safe Point syringe exchange program, operated by Equitas Health, served 10 residents of zip codes 43220 and 43221 through syringe service program services. These 10 residents interacted with Safe Point 20 times, returning 3,240 syringes, and receiving 2,520 syringes in return. In these 20 interactions, clients accepted overdose prevention education materials 19 times. These clients received 91 fentanyl test strips, 27 naloxone kits, 16 sharps containers, 17 sets of safe injection materials, 12 safe smoking kits, 11 safe snorting kits, and 12 sets of safe sex materials.
 - The Columbus Division of Fire's Rapid Response Emergency Addiction Crisis Team (RREACT) makes use of the skills and resources available to first responders to make contact with individuals that experience an overdose, are treated by EMS, and subsequently refuse transport to the hospital for treatment. RREACT staff made 8 outreach attempts to 6 Upper Arlington residents who had experienced an overdose.
 - Franklin County CARES is a surveillance platform that offers access to local data on overdose, addiction, and community health indicators. Visit the [Upper Arlington Community Profile](#) for more information.
- FCPH and its partners distributed at least 45 naloxone kits to residents of zip codes 43220 and 43221 and distributed an additional 6 kits while in these zip codes. Sixteen of the kits distributed to residents were distributed by mail along with 17 fentanyl test strips. Some of these recipients reported having either experienced or witnessed an overdose in the past. One resident of zip code 43221 was trained at a live community naloxone training. More naloxone and fentanyl test strips may have been distributed to residents, but we do not require recipients to report their zip code of residence.

FCPH distributed at least **45 naloxone kits** and **17 fentanyl test strips** to residents of zip codes 43220 and 43221.

Naloxone Kits & Fentanyl Test Strips Distributed, Residence Zip Codes 43220 & 43221, Q3 2023

Naloxone Kits (In-Person & Mail Order)	45
Fentanyl Test Strips (Mail Order)	17

- HSP's tobacco team provided 10 community trainings to residents and partners throughout the Franklin County community. While no trainings were conducted in Upper Arlington this quarter, one was completed earlier in the year. Trainings can be requested at any time.
- The Tobacco Prevention & Cessation team continues to collaborate with cities across Franklin County with tobacco policy, as many cities have passed TRL and/or flavor ban policies. Once licensing is ongoing in a city, FCPH can report the number of retailers sent applications, the number of retailer applications received, retailers licensed, and compliance checks completed.

Care Coordination

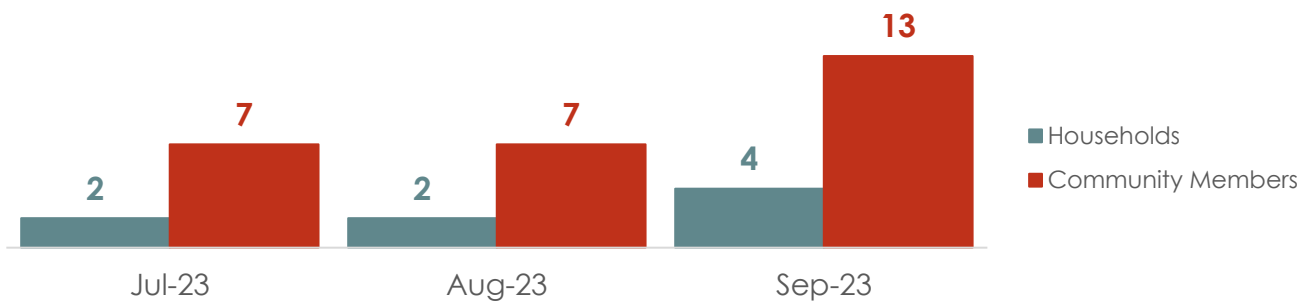
- HSP Community Health Workers received 8 client referrals in Q3 from residents of zip codes 43220 and 43221, three of which were referred by FCPH staff. These referrals are still in process, but the top two requested services were food and financial assistance. Three of eight clients referred speak a language other than English.

Health Promotion

- FCPH is continuing countywide efforts on the Healthy Brain Initiative grant from NACCHO and the National Alzheimer's Association as it runs through December 2023.
- The Clinton Township Produce Market provided several residents of zip codes 43220 and 43221 with fresh produce, ranging from 7 residents (2 households) to 13 residents (4 households) depending on the month. These individuals may have accessed the produce market multiple times throughout each month.

FCPH served several **community members** living in multiple **households** residing in zip codes 43220 and 43221 with fresh produce at the Clinton Township Produce Market.

Households & Community Members Served at CT Produce Market, Residence Zip Codes 43220 & 43221, Q3 2023



- The Upper Arlington CHAT met in-person on September 14th to discuss possible project options for the next year. Focus areas of discussion included substance use, suicide and mental health, and safe routes to school. The UA CHAT plans to select a project on October 12th as well as apply for 2024 CHAT funding before the end of the year.

Emergency Preparedness

- The Emergency Preparedness team holds and participates in many county-level planning efforts that impact the residents of Upper Arlington. Additional data will be available for Q4.
- The EP team trained one resident of zip code 43221 with Stop the Bleed and the resident's knowledge was improved as a result of the training, as shown by a pre- and post-test. Stop the Bleed trainings can be requested [here](#).

Epidemiology & Data

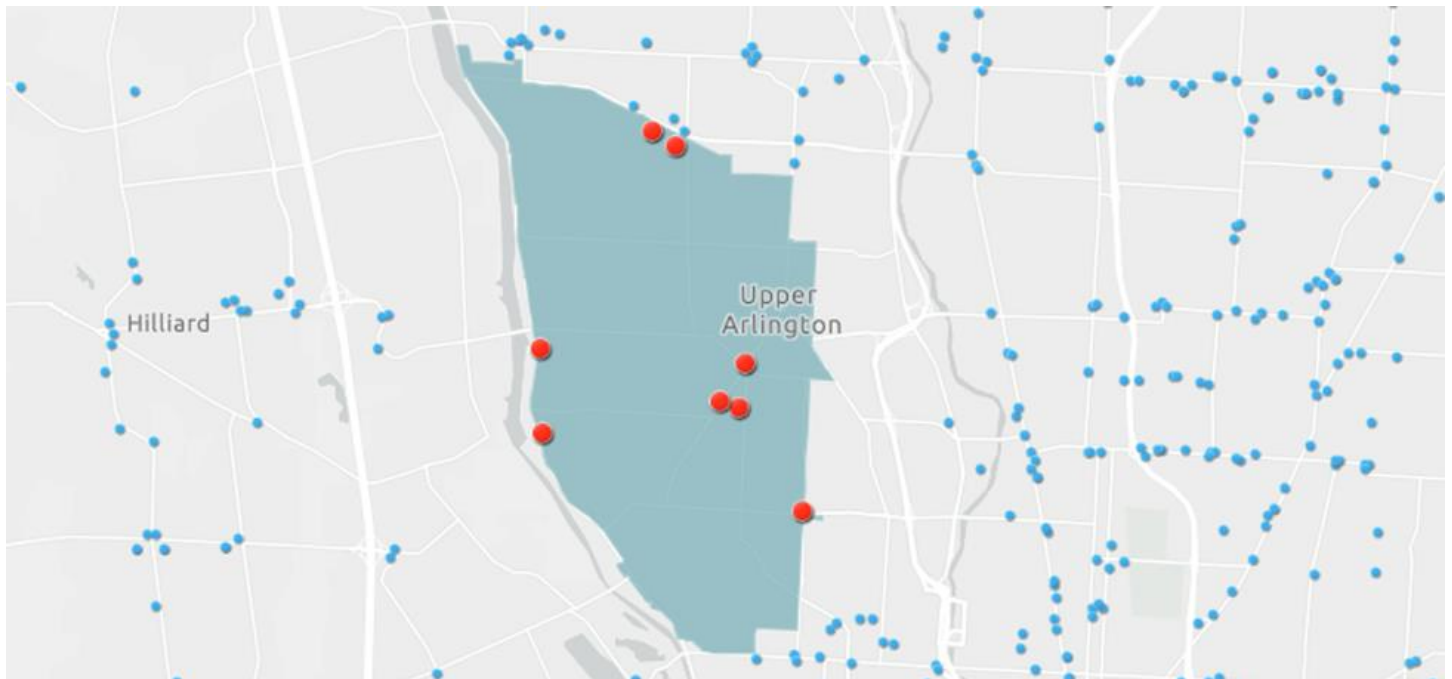
- HSP Epidemiologists completed 52 total data requests, 1 of which was focused on the city of Upper Arlington and 22 of which were focused on Franklin County or FCPH service area, meaning Upper Arlington area data was included.
- In collaboration with the Tobacco Prevention & Cessation team, HSP Epidemiologists distributed a survey focused on opinions about tobacco use and policy in the Franklin County community. This survey was open to Upper Arlington residents.
- FCPH's internal Data, Assessment, and Surveillance Committee launched FCPH's new data website called the [FCPH Data Hub](#). This hub contains key metrics, maps, and reports, and anyone from the community is able to submit a data request.
- HSP Epidemiologists attended the CityMatCH Maternal & Child Health Conference to present a poster abstract that included Upper Arlington City School District Data: [Leveraging Equity-Centered Spatial Analysis of Tobacco Retailers & Schools to Support Local Tobacco Policy](#).
- The Franklin County Suicide Prevention Coalition Data and Research Action Team, led by HSP Epidemiology Supervisor Abby Boeckman, released the [2023 Franklin County Suicide Report](#).

Respectfully Submitted by: Theresa Seagraves, MHA, CTTS/Assistant Health Commissioner.



Tobacco & Upper Arlington

According to licensing data from the Franklin County Auditor's Office, the Ohio Department of Health, and the Ohio Department of Taxation, there are 8 tobacco retailers located within the boundaries of the city of Upper Arlington, Ohio. This means there are 2.2 retailers per 10,000 residents using 2022 population estimates.



While no Upper Arlington City School District (CSD) schools are located within 1,000 feet of a tobacco retailer, three of nine (33%) schools are located within half a mile of a tobacco retailer and all nine schools are located within 2.0 miles of a tobacco retailer. On average, each Upper Arlington CSD school has 17 retailers located within 2.0 miles. During the 2021-2022 and 2022-2023 school years, students were disciplined with a cumulative 30 days of out of school suspension for the use, possession, sale, or distribution of tobacco products.¹ It is likely additional disciplinary occurrences took place, but numbers are suppressed due to counts less than 10 in each category (expulsion, in-school suspension, etc.).

Smoking is the number one leading cause of preventable death in the United States.² In 2021, an estimated 8.8% of Upper Arlington adults were current smokers.³ While adult smoking prevalence in Upper Arlington has decreased since 2020 estimates, 8.8% is greater than the Healthy People 2030 target of 6.1%.⁴ Among Upper Arlington adults who smoked in

¹ Ohio Department of Education
² Centers for Disease Control & Prevention
³ PLACES: Local Data for Better Health
⁴ Healthy People 2030

the past year, approximately 31.9% smoked menthol cigarettes.⁵ Furthermore, Upper Arlington households spent an estimated \$7.6 million on cigarettes in 2022.⁵

The percent of current adult smokers in **Upper Arlington** is **1.3 times higher** than the Healthy People 2030 target.

Smoking Prevalence Among Upper Arlington Adults, 2021

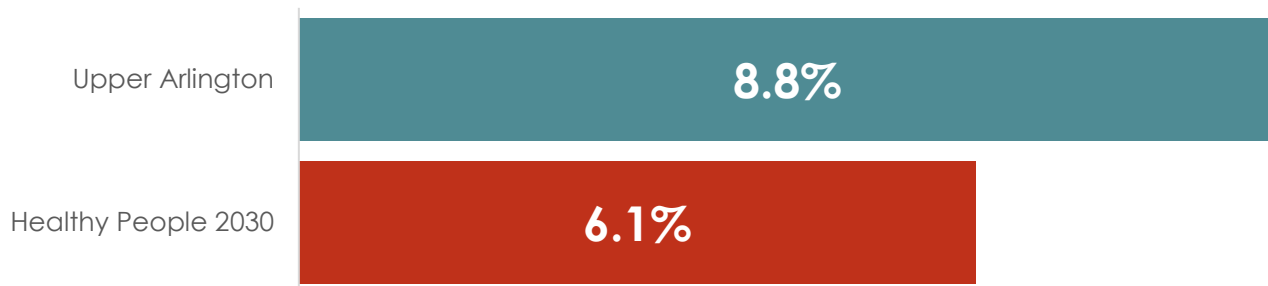


Figure 1. Data Source: PLACES, Healthy People 2030

In the United States, smoking causes 1 of every 4 cardiovascular disease (heart disease and stroke) deaths.⁴ Among Upper Arlington adults in 2021, an estimated 8.4% had cancer (excluding skin cancer), 4.6% had COPD, 5.2% had coronary heart disease, and 2.4% had experienced a stroke.³

Among Upper Arlington adults, about **1 in 12** have **cancer** and **1 in 20** have **heart disease**.

Smoking-Related Chronic Disease Prevalence Among Upper Arlington Adults, 2021

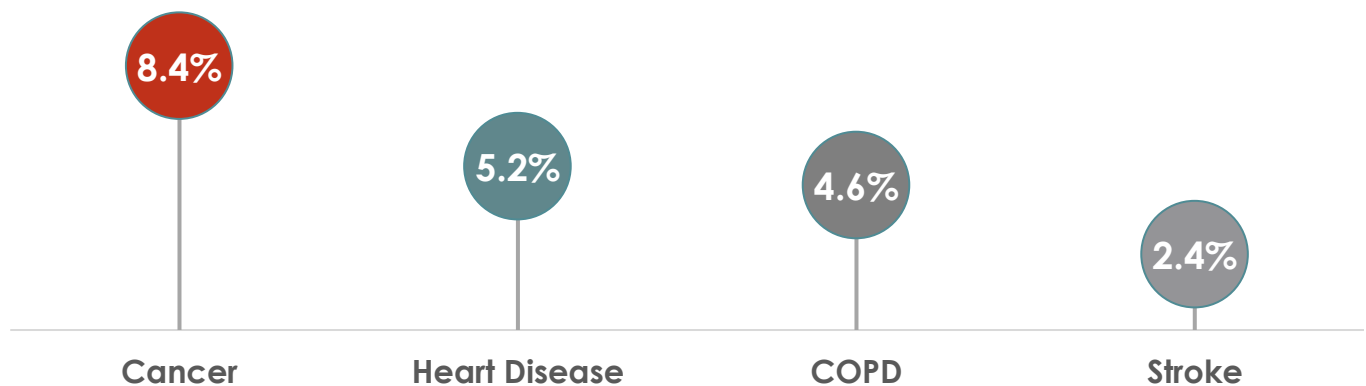


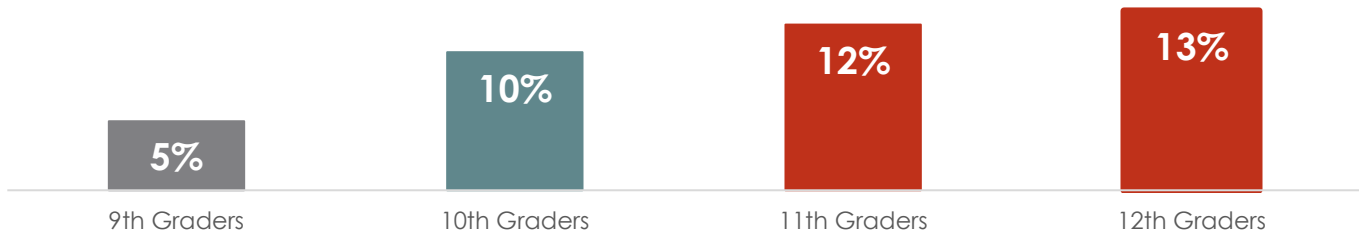
Figure 2. Data Source: PLACES

⁵ ESRI Consumer Spending Data

According to the Ohio Health Youth Environment Survey (OHYES!) administered in spring 2019 to 7th through 12th graders in UA CSD, 5% of 9th graders, 10% of 10th graders, 12% of 11th graders, and 13% of 12th graders had used e-cigarettes in the past 30 days. This means more than 1 in 10 older UA high schoolers had recently used e-cigarettes and e-cigarette use increases among UA high schoolers as grade level increases.⁶

Among Upper Arlington high schoolers, recent e-cigarette use **doubled among 10th graders** compared to 9th graders. Recent e-cigarette use was **highest among 11th graders and 12th graders.**

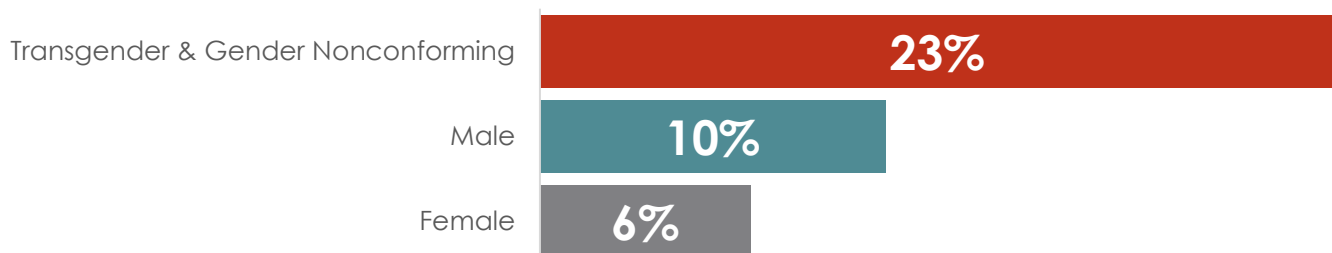
Past 30 Day E-Cigarette Use Among Upper Arlington CSD Students, OHYES!, Spring 2019



Despite 12th grade students smoking at the highest rate, 97% of 12th graders perceive parents would feel it would be wrong or very wrong to use tobacco and 90% of 12th graders perceive their peers would feel the same.⁶

The proportion of students who smoked or used cigarettes, cigars, chewing tobacco, snuff, or dip on one or more of the past 30 days differs by gender, meaning some students are **more at risk.**

Past 30 Day Tobacco Use Among Upper Arlington CSD Students, 2019



⁶ Ohio Healthy Youth Environment Survey (OHYES!)

Tobacco & Franklin County

- Franklin County schools with a higher number of retailers within 1,000 feet have higher rates of tobacco-related discipline, higher chronic absenteeism, lower overall attendance rates, and lower graduation rates.
- Franklin County schools with higher proportions of economically disadvantaged and racial/ethnic minority students are in closer proximity to more tobacco retailers.
- Overall, 19.5% of Franklin County residents currently smoke³ and 3.2% of Franklin County residents used electronic cigarettes in the past 3 days.⁷

Tobacco & Ohio Youth

- In 2019, 14% of Ohio middle schoolers and 21% of Ohio high schoolers reported having ever tried smoking a cigarette, with some reporting they first tried at 8 years old or younger.⁸
- 1 in 4 (25%) middle schoolers and 2 in 4 (47%) high schoolers reported ever having used an electronic vapor product like a JUUL.⁷
- Among HS students, 10% reported they either bought the electronic vapor product in a store, such as a convenience store, or gave someone else money to purchase the product for them.⁷
- Overall, 24% of Ohio high schoolers and 12% of Ohio middle schoolers report ever having tried a *flavored* tobacco product. 10% of Ohio high schoolers and 4% of Ohio middle schoolers report using a flavored tobacco product *in the past 30 days*.⁷

For more information, visit Franklin County Public Health's [Tobacco Retailers & Health Impact in Franklin County](#) report. With questions or comments about the data, contact Sierra MacEachron, Epidemiologist, at SierraMacEachron@franklincountyohio.gov.

⁷ Claritas Consumer Profiles

⁸ Ohio Youth Risk Behavior Survey & Youth Tobacco Survey



Franklin County Public Health
280 East Broad Street
Columbus, Ohio 43215-4562
(614) 525-3160
www.myfcph.org

Division of Prevention & Wellness Upper Arlington Board of Health Report July – September 2023

Immunization Program/School Nursing Section

Adult, Childhood and COVID-19 Vaccination Clinics

From July 2023 -September 2023, 16 clients were vaccinated with a total of 60 vaccinations administered at FCPHs routine adult and childhood immunization clinics from the City of Upper Arlington. FCPH now offers the updated COVID-19 Vaccine. Individuals who are interested in scheduling a vaccine can fill out this [form](#) and we will get back with them in 3 business days

Maternal and Child Health Section

CMH Program

FCPH administers the Children with Medical Handicaps (CMH) program to children ages 0-23 years old living in Franklin County. The PHNs in the CMH program provide case management services for children with special health care needs. These services include assisting families with finding quality health care for their children, providing community resources, participating in community outreach and assisting with coordination of care for children with various healthcare needs. CMH PHNs provide services via telephone communication, email communication, mail and home visits. CMH PHNs provided comprehensive, public health nurse case management services to 17 families residing in Upper Arlington from July 2023-September 2023.

Advancing Health Literacy Franklin County

October is Health Literacy Month. In celebration, the Advancing Health Literacy Franklin County (AHLFC) Team is collaborating with subject matter experts to provide several Cultural Competency and Digital Health Literacy trainings for partners and community members. The month kicked off with Columbus Public Health, a AHLFC core team member, Columbus Public Health's Health Literacy Committee hosting a virtual and in-person Oral Health Literacy panel on September 25, 2023. Panelists from CareQuest Institute for Oral Health, Columbus Public Health's Dental Sealant Program, and Nationwide Children's Hospital joined together to discuss various topics ranging from policy, practice, and overall recommendations for organizations in individuals. More information can be found on the [AHLFC website](#)



Infectious Disease Section

COVID-19 Response Updates

September 29, 2023 - 10:00 AM

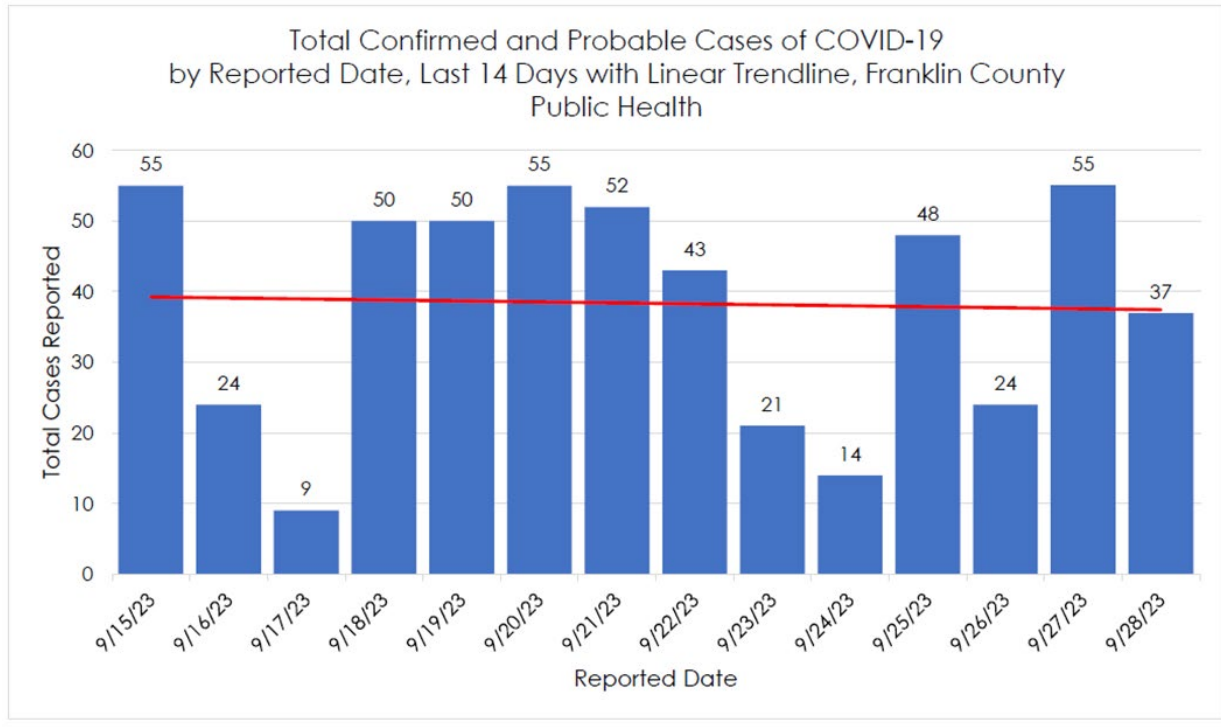
COVID-19 Case Data*	
Total Cases	131,567 (94,234 Confirmed, 37,333 Probable)
Age Range	<1 – 105 years
Median Age	38 years
Gender	70,841 Female 59,496 Male
Hospitalized (overall)	1,797
ICU Admissions (overall)	218
Deaths***	1,274 (1000 White, 143 Black, 33 Asian, 37 Hispanic, 76 Other, 5 Unknown)
Presumed Recovered^	129,529
Onset Date Range	01/15/2020 – 9/24/2023
Asymptomatic Cases	3,544
<small>*Data are pulled from the Ohio Disease Reporting System and are subject to change as additional information is gathered. Some data may have a lag time based on completion of case finding at the time of this report. ** Probable case counts added to the data as of 4/14/2020. ***Cause of death has not yet been determined. ^Presumed recovered is defined as cases with an onset date >21 days prior who are not deceased. If onset date is unknown, the earliest known date associated with the case is used as a substitute for the date of illness onset.</small>	

Cases in Franklin County Public Health Jurisdiction Residing in Another County	
Franklin	119,079
Union	920
Fairfield	5,511
Delaware	2,229
Licking	3,577

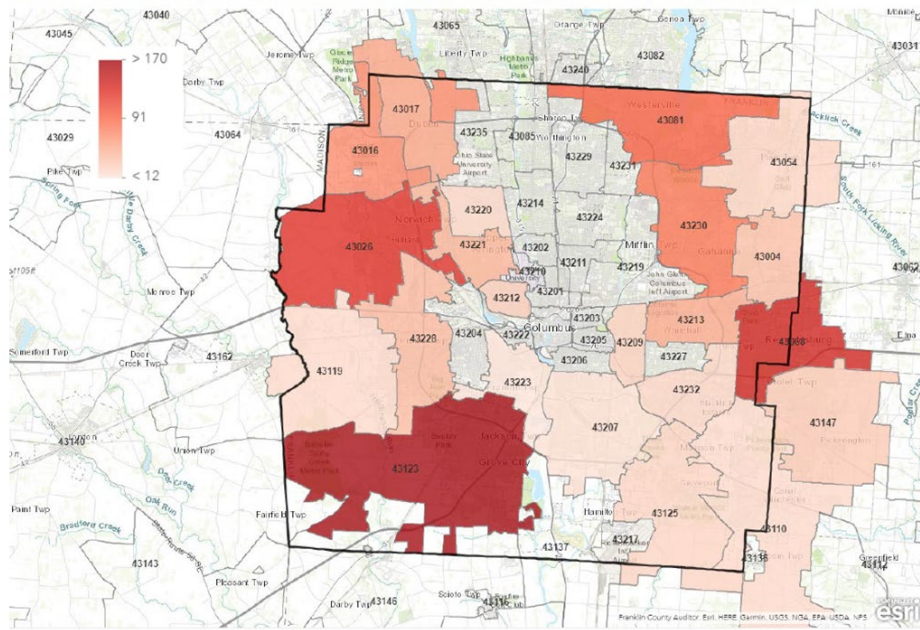
As of May 11, 2023, the Centers for Disease Control and Prevention has ended the Public Health Emergency for COVID-19. As a result, Community Levels have been discontinued. FCPH will provide updates in accordance with the new CDC COVID Tracker and will report out COVID-19 New Hospital Admissions Rate per 100,000 for Franklin County by week. For additional information, please visit the CDC COVID Tracker Website: <https://covid.cdc.gov/covid-data-tracker/#datatracker-home>

Past Week – Franklin County <small>7-day total calculated using data from the MMWR week (Sat-Sun)</small>	New hospital admissions of confirmed COVID-19, past week (total)	% change in hospital admissions from prior week	New COVID-19 hospital admissions per 100,000 population, past week (total)
Data through July 15, 2023	21	75%	1.3
Data through August 12, 2023	44	41.9%	2.7
Data through September 23, 2023	79	-7.1%	4.8

CDC Metric: New COVID-19 hospital admissions per 100,000 population, past week (total)	Low (<10.0)	Medium (10.0 to 19.9)	High (≥20.0)
--	-------------	-----------------------	--------------



COVID-19 Cases by ZIP Code, FCPH Jurisdiction, August 31 – September 28, 2023





Franklin County Public Health
 280 East Broad Street
 Columbus, Ohio 43215-4562
 (614) 525-3160
 www.myfcph.org

**Division of Prevention & Wellness
 Upper Arlington Board of Health Report
 July – September 2023**

Reportable Condition	FCPH Case Counts		
	Last Month	YTD	2022
COVID-19 (call health department immediately)	1216	7318	57089
Chlamydia infection	204	1724	3222
Gonococcal infection	75	640	1209
Hepatitis B (including delta) - chronic	<10	89	204
Hepatitis C - chronic	13	128	311
Influenza-associated hospitalization	0	83	235
Campylobacteriosis	11	106	157
Syphilis – secondary	<10	58	140
Syphilis – unknown	13	48	111
Salmonellosis	<10	57	107
Streptococcal – Group A -invasive	<10	47	63
Lyme Disease	<10	59	80
Cyclosporiasis	0	22	18

Data are current as of 9/30/2023

Contains Suspected, Probable, and Confirmed cases
 Cases counts labeled as <10 due to confidentiality purposes

Respectfully submitted by Alex Jones, Assistant Health Commissioner/Director of Prevention & Wellness, October 9, 2023.