



July 12, 2023 | 12 pm

**MUNICIPAL SERVICES CENTER, 3600 TREMONT ROAD
LOWER LEVEL MEETING ROOM**

1. **Call to order of regular meeting.**
2. **Approval of April 19, 2023 meeting minutes**
3. **Old Business**
4. **New Business**
5. **FCPH Reports**
 - a. Reports requested at April Meeting
 - a. Upper Arlington Naloxone Distribution
 - b. Tobacco Use & Impact: Upper Arlington Environmental Health
 - b. Status of tobacco retail licenses and flavored tobacco bans
 - c. Environmental Health
 - d. Health Systems & Planning
 - a. CHAT Snapshot
 - e. Prevention & Wellness

ADJOURNMENT

**Date of Next Meeting:
October 18, 2023 12:00 pm
3600 Tremont Road – Lower Level Conference Room
Upper Arlington, Ohio 43220**

-AGENDA SUBJECT TO CHANGE-

April 19, 2023 | 12:00 pm

Members Present

	Chris Guglielmi		Betty Giammar
	Dr. J. Nick Baird		
	Dr. Richard Vesper		
	John Kulewicz- Council Member		

Guests:

Jackie Thiel, City of UA
Chris Zimmer, City of UA
Sarah Jensen, FCPH
Sarah Muntzing, FCPH
Ed Sweeny

Members Absent

MINUTES

1. The regular meeting of the Upper Arlington Board of Health at 12:03p.m., all members having been notified. Meeting Chair was John Kulewicz.
2. All meeting minutes in the packet approved. Chris Guglielmi moved, 2nd by Dr. J Nick Baird.
3. Old business
 - a. UA BoH working on asking City Council about flavored tobacco ban, what’s the update
 - i. Waiting to be put on a council meeting agenda
 - ii. Could we add e-cigarettes to the “no smoking in the park”
4. New Business
 - a. Introduction of Chris Zimmer as new Fire Chief
 - i. Working on nationwide search for Assistant Fire Chief
 - b. Introduction of new Assistant Health Commissioner/Director of Environmental Health

- iv. Health Literacy trainings are still available for any groups who many want them. How and when to take medication properly, providing our materials in a way that makes sense to the communities we are working with, and helping us all to “speak the same language”. If anyone has questions about scheduling a health literacy training, please let us know.
- v. On page 1 of the HSP report, it discussed a data request from Gahanna City Council President for data on tobacco use and tobacco’s impact on the city of Gahanna. Is that something we could get for Upper Arlington?
 - 1. Would the board be interested in a presentation on the data? We will get information on what is available and get back to the UA Board of Health on that.
- vi. Betty- Can we get an update on the CHAT presentation we received at the October meeting?
 - 1. FCPH will bring a CHAT representative to the next meeting, and work on bringing a CHAT rep/presentation every meeting.

ADJOURNMENT

Motioned: Chris Guglielmi

Seconded: Betty Giammar

Motion Passed

Meeting was adjourned at 12:48 pm

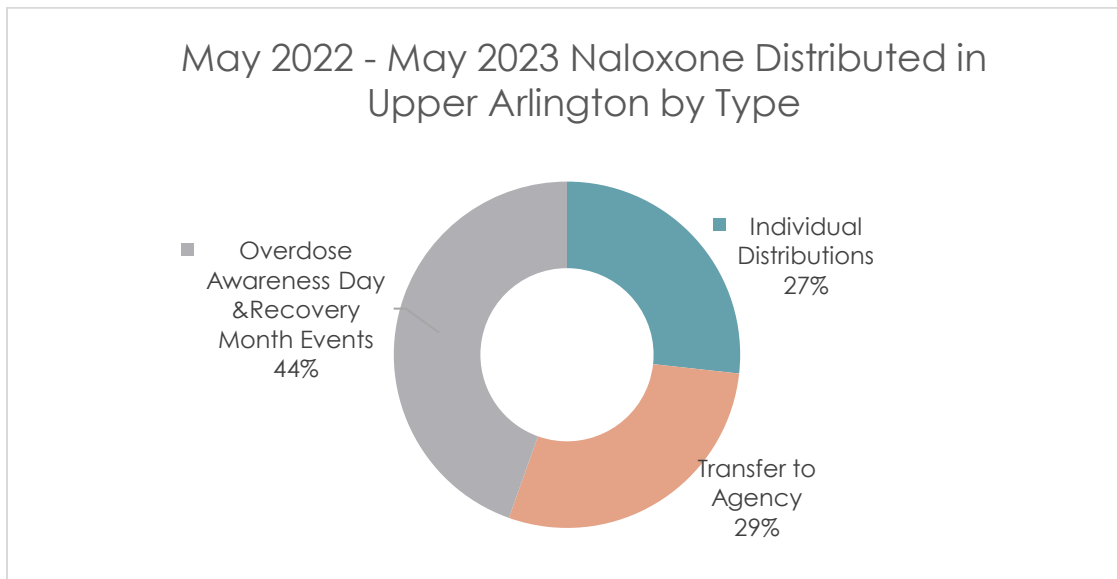
ATTEST: Dr. Nick Baird

CHAIR: John Kulewicz



Naloxone Distributed in Upper Arlington

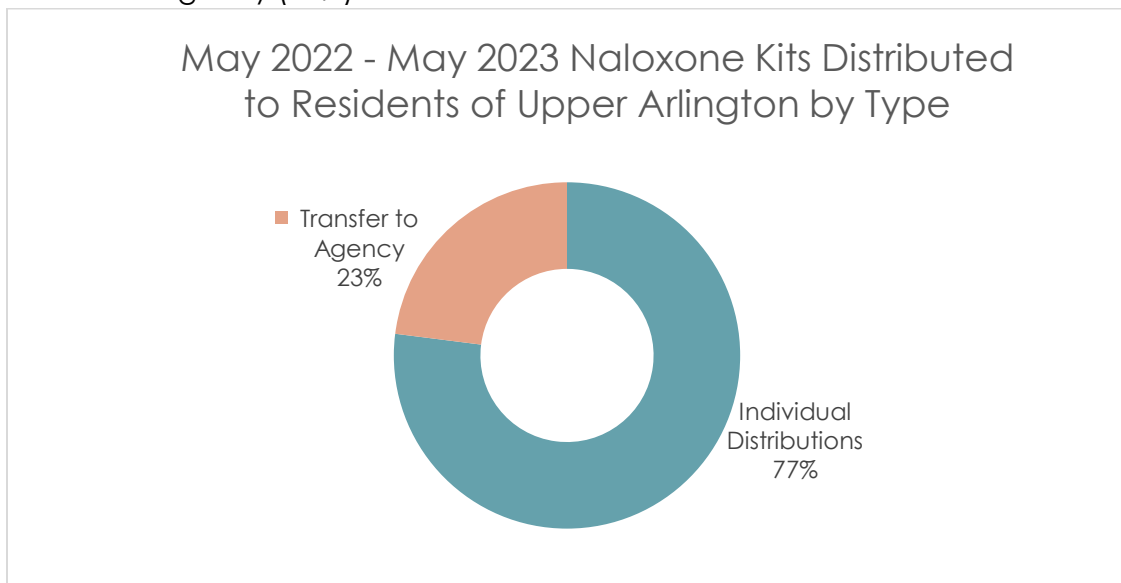
- There were 38 total naloxone distributions that occurred within the upper Arlington zip codes. 35 out of 38 of those distributions were Individual distributions. 2 of those were transfer to agency, and 1 was for an overdose awareness day and recovery month event.
- **94 total kits were distributed in Upper Arlington.** Of those 94 kits, 25 were individual distribution (27%), 27 were through transfer to agency (29%), and 42 were through the overdose awareness day events (44%).





Naloxone Distributed to Residents of Upper Arlington

- There were 165 naloxone distributions to people and agencies with an Upper Arlington address. 118 out of 165 of those distributions were Individual distributions. 47 out of 165 of those distributions were transfers to agencies.
- **361 total kits were distributed to residents of Upper Arlington.** Of those 361 kits, 279 were individual distributions (77%) and 82 kits were distributed through transfer to agency (23%).



Methodology

There were 180 entries with the upper Arlington zip codes of 43212,43220, and 43221.

There are cases of people who live in upper Arlington and received naloxone in an upper Arlington setting. Due to the possible duplicates the totals in the 'Naloxone Distributed to Residents of Upper Arlington" section and the "Naloxone Distributed in Upper Arlington" should not be combined.



Upper Arlington Tobacco Retailers

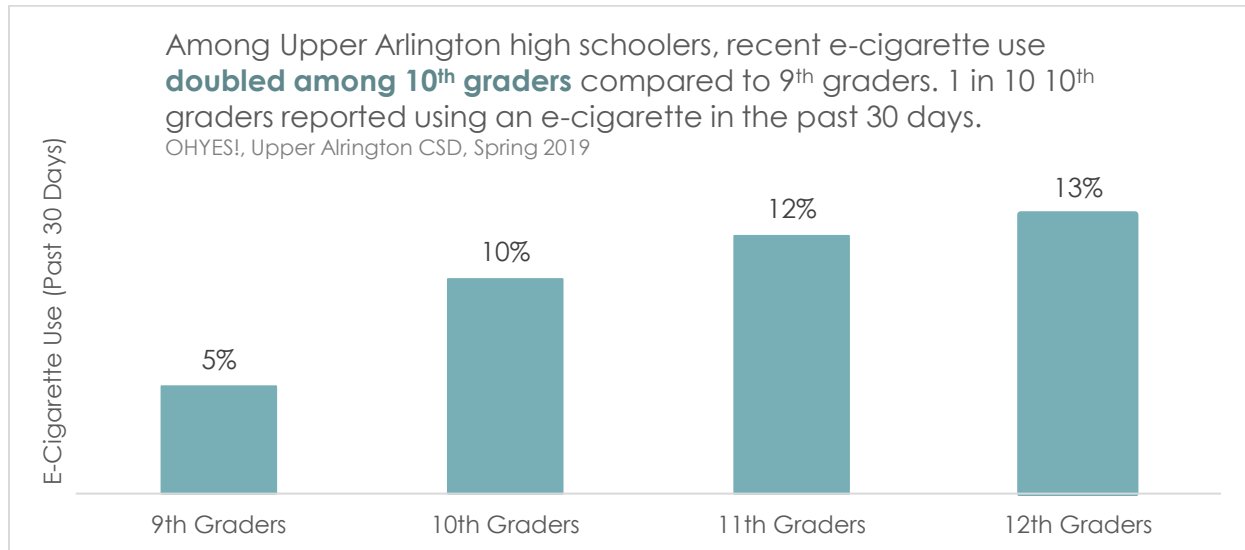
- According to licensing data from the Franklin County Auditor's Office and the Ohio Department of Health, there are 8 total tobacco retailers located within the boundaries of the city of Upper Arlington (UA). This means there are 2.20 total retailers per 10,000 residents. In the map image below, the retailers located within UA city boundaries are red in color.



- Within UA CSD boundaries, there are an estimated 9 total tobacco retailers, or 1.45 retailers for every 1,000 students.
- Overall, 100% of UA CSD schools are located within 2.0 miles of at least one tobacco retailer, which is the same distance used for bus transportation eligibility by the Ohio School Boards Association. On average, each UA school has 17 tobacco retailers located within 2.0 miles. No UA CSD schools are located within 1,000 feet of a tobacco retailer.

Tobacco & Upper Arlington Youth

- According to the Ohio Health Youth Environment Survey (OHYES!) administered in spring 2019 to 7th through 12th graders in UA CSD, 10% of 10th graders, 5% of 9th graders, 12% of 11th graders, and 13% of 12th graders had used e-cigarettes in the past 30 days.¹ This means more than 1 in 10 older UA high schoolers had recently used e-cigarettes.



- During the 2021-2022 school year, there were 30 UA City School District (CSD) students disciplined for the use, possession, sale, or distribution of tobacco products.²

Tobacco & Upper Arlington Adults

- Among adults in the city of UA, approximately:
 - 10.4% currently smoke cigarettes.³
 - 31.9% smoked *menthol* cigarettes (among adults who smoked in the past year).⁴
 - 2.2% used electronic cigarettes in the past 30 days.⁵
 - 4.7% have COPD and 8.0% have cancer.³

¹ Ohio Healthy Youth Environment Survey

² Ohio Department of Education

³ CDC PLACES: Local Data for Better Health

⁴ Esri Consumer Spending Data

⁵ Claritas Consumer Profiles

An estimated **1 in 10** Upper Arlington adults **currently smoked** in 2020.
This amounts to approximately 3,510 community members.
CDC PLACES, Upper Arlington, 2020



- In 2022, residents of UA spent an estimated total of 7.6 million dollars combined on cigarettes.⁴
- In UA, 2.0% of residents who gave live birth from 2016-2020 smoked during the three months before their pregnancy.⁶ Overall, 7.6% of residents who did not smoke in the three months before pregnancy gave birth preterm compared to 11.4% of residents who did smoke in the three months before pregnancy.⁶

Tobacco & Franklin County

- Franklin County schools with a higher number of retailers within 1,000 feet have higher rates of chronic absenteeism, lower overall attendance rates, and lower graduation rates.
- Franklin County schools with higher proportions of economically disadvantaged and racial/ethnic minority students are in closer proximity to more tobacco retailers.
- Overall, 19.5% of Franklin County residents currently smoke³ and 3.2% of Franklin County residents used electronic cigarettes in the past 3 days.⁵

Tobacco & Ohio Youth

- In 2019, 14% of Ohio middle schoolers and 21% of Ohio high schoolers reported having ever tried smoking a cigarette, with some reporting they first tried at 8 years old or younger.⁷
- 1 in 4 (25%) middle schoolers and 2 in 4 (47%) high schoolers reported ever having used an electronic vapor product like a JUUL.⁷
- Among HS students, 10% reported they either bought the electronic vapor product in a store, such as a convenience store, or gave someone else money to purchase the product for them.⁷

⁶ Ohio Department of Health Birth Resident Records

⁷ Ohio Youth Risk Behavior Survey & Youth Tobacco Survey

- Overall, 24% of Ohio high schoolers and 12% of Ohio middle schoolers report ever having tried a *flavored* tobacco product. 10% of Ohio high schoolers and 4% of Ohio middle schoolers report using a flavored tobacco product *in the past 30 days*.⁷

Tobacco Retail Licensing Policy Impact

Tobacco retail/retailer licensing (TRL) is an evidence-based strategy for reducing tobacco use.⁸ According to research compiled by Counter Tools,⁸ the implementation or strengthening of TRL policy can be used to:

- Fund compliance monitoring programs.
- Reduce sales to youth.
- Prevent youth tobacco use initiation.
- Reduce the density or clustering of retailers.
- Reduce the total number of retailers.
- Restrict businesses located near schools or youth-oriented facilities from selling tobacco.
- Prohibit distribution of licenses in residential zones.
- Restrict the types of businesses that can sell tobacco (e.g., pharmacies).
- Address a variety of additional tobacco control strategies, including restricting the sale of flavored tobacco products.

Some of these data were provided by the Ohio Department of Health. The Department specifically disclaims responsibility for any analyses, interpretations, or conclusions.

For questions or comments about the data, please contact Sierra MacEachron, HSP Epidemiologist, at SierraMacEachron@franklincountyohio.gov.

⁸ Counter Tools Licensing, Zoning, and Retailer Density



Franklin County Public Health
280 East Broad Street
Columbus, Ohio 43215-4562
(614) 525-3160
www.myfcph.org

Tobacco Retail License Program Report

Upper Arlington Board of Health

Franklin County Public Health is working with multiple cities around the County to pass Tobacco Retail License (TRL) policies, with 4 cities already passing ordinances requiring tobacco retailers to obtain a license. These 4 cities are Hilliard, Reynoldsburg, Whitehall, and Bexley. These licenses encompass all forms of tobacco, including vaping products. Reynoldsburg, Whitehall, and Bexley are currently working to finalize an official contract outlining the scope of services to be provided by Franklin County Public Health as the licensing agent.

Hilliard officially launched the TRL program on April 12th, opening applications to retailers. As of 6/27/2023, 9 retailers have been permitted a Tobacco Retail License while 6 retailers are still outstanding. Additional communications, jointly from the City and County, will be going out to the retailers who have not yet submitted a license application. FCPH staff has performed Retailer Education Sessions for the 9 licensed retailers, providing them with an official license, required program signage, and additional support materials for store employees and staff. These additional materials include countertop “WeID” calendars, a “How to Check IDs” handout, a copy of the Hilliard City Ordinance, as well as offering handouts for cessation resources.

Hilliard retailers will be eligible for license enforcement beginning July 11th, 2023. Enforcement will consist of 4 total compliance checks (2 FCPH staff performed compliance checks and 2 attempted underage purchases supervised by FCPH staff). Each city that has passed a TRL policy has outlined a minimum number of total compliance checks to be performed per licensing period within their city ordinance.

Bexley has included a flavor ban as part of their TRL policy, including any flavored and menthol tobacco products. Dublin, Gahanna, and Grandview Heights are in discussions and are considering a flavor ban in their TRL policy but have not yet passed an ordinance.



Community Environmental Health

Rabies Control – 192 exposure events in Franklin County were reported to Franklin County Public Health during this quarter. The following animal exposures in Upper Arlington were investigated during April 1, 2023, to June 30, 2023, and are in the table below. One bat exposure occurred during this period (04/05). The bat was collected by animal control and tested for rabies with a negative result. Two animals are still under a 10-day quarantine as of the creation date of this report.

Incident Date	Species	Breed	Quarantine Status
4/5/2023	Bat	N/A	Euthanized, Negative for Rabies
4/20/2023	Dog	Labrador Retriever	Released
5/7/2023	Rat	Domestic Rat	Released
5/8/2023	Dog	Mastiff	Released
6/2/2023	Dog	Mixed	Released
6/6/2023	Cat	Domestic Shorthair	Released
6/8/2023	Dog	Mix	Stray/Unknown
6/9/2023	Dog	Mix	Stray/Unknown
6/16/2023	Dog	Saint Bernard	Stray/Unknown
6/18/2023	Cat	Maine Coon	Released
6/26/2023	Cat	Domestic Shorthair	Quarantined
6/28/2023	Cat	Himalayan	Quarantined

Public Swimming Pools –

Franklin County Public Health has licensed 410 recreational water facilities in 2023. There are 21 licensed pools, spas, or special use pools in Upper Arlington. The licensing year is from June 1, 2023, to May 31, 2024. Pool inspections will be conducted at least twice per licensing year. 16 inspections took place in Upper Arlington during this quarter at the locations listed below:

Date	Facility	Inspection Type
6/21/2023	Devon Diving Pool	Standard, Inventory
6/21/2023	Devon Swimming Pool	Standard, Inventory
6/21/2023	Devon Wading Pool	Standard, Inventory
6/2/2023	Berkley House Pool	Standard, Inventory
4/26/2023	First Community Village Pool	Standard
6/21/2023	Reed Road Water Park	Standard, Inventory
6/21/2023	Reed Road Water Park Tot Pool	Standard, Inventory
6/21/2023	Tremont Pool	Standard, Inventory
4/26/2023	Upper Arlington High School	Standard

Body Art –



Franklin County Public Health
 280 East Broad Street
 Columbus, Ohio 43215-4562
 (614) 525-3160
 www.myfcph.org

Environmental Health Services

Upper Arlington

Reporting Period: April 1, 2023 – June 30, 2023

Franklin County Public Health has licensed a total of 92 body art facilities so far in 2023. The licensing period is from January 1, 2023, through December 31, 2023. Body art includes traditional tattoo and body piercing, but it also includes permanent make-up or reconstructive procedures such as microblading, micro-needling, scalp micropigmentation, and scar camouflage. FCPH licenses two tattoo businesses in Upper Arlington which all perform permanent makeup and/or reconstructive procedures. FCPH inspects body art facilities at least once during the licensing period. The facilities are listed below:

A Beautiful Existence, LLC 3231 Loft 5, Tremont Rd
Columbus Aesthetics & Plastic Surgery 5005 Arlington Centre Blvd

Vector Control –

Over 150 traps are set throughout Franklin County each week. Upper Arlington is divided into three zones which are listed in the table below with total mosquitos collected for West Nile Virus (WNV) testing. The numbers in the table reflect only female mosquitos. This is because only female mosquitos bite and are capable of transmitting WNV. As mosquitos test positive for WNV, the area is treated to reduce the number of adult mosquitos. No traps in Upper Arlington have contained mosquitos testing positive for WNV this quarter.

Zone	Total Mosquitos Collected and Tested	WNV+ Pools	ULV truck sprays
UA North	290	0	n/a
UA Central	349	0	n/a
UA South	240	0	n/a

Food Safety

Two sets of plans were reviewed, and 1 warning letter was issued.

Total Licensed Facilities			
Mobile	FSO/RFE	Vending	Schools
6	138	0	9

Inspections Conducted	
Standard	68
Follow-Up	7
Complaint	1
Consultation	3
Foodborne	1
Schools	9



Franklin County Public Health
280 East Broad Street
Columbus, Ohio 43215-4562
(614) 525-3160
www.myfcph.org

Environmental Health Services Upper Arlington

Reporting Period: April 1, 2023 – June 30, 2023

Plumbing and Medical Gas

Type	Inspections
Residential	213
Commercial	62
Medical Gas	1

Sustainability

Public Health Nuisance Complaints – No public health nuisance complaints received.

Respectfully submitted by: Sarah Jensen; Assistant Health Commissioner & Environmental Health Director – July 6, 2023



Epidemiology

Data Assessment, Planning, & Evaluation Activity:

- o Number of Data Requests Completed.....05
- o Number of Surveys Created & Evaluated.....01
- o Number of Projects Served as Data Liaisons.....03

- Further completion of the Perinatal Periods of Risk (PPOR) analysis in collaboration with Columbus Public Health and CelebrateOne indicated the following among post-neonatal infant deaths with normal birth weights born 2015-2019:
 - o Among infants with non-Hispanic Black mothers, an estimated 52% of excess mortality is due to sleep-related death.
 - o Among infants with mothers living in CelebrateOne zip codes, an estimated 56% of excess mortality is due to sleep-related death.
- On May 31st, a subgroup of the internal Data Assessment and Surveillance Committee met with Esri for a kickoff call for the public facing FCPH data website. Further conversations and website development will continue throughout June.

Behavioral Health & Addiction Services (BHAS)

Overdose Data to Action Activities:

- FCPH hosted representatives from Cuyahoga County Board of Health, Hamilton County Public Health, and Ohio Department of Health on April 28th for an in-person meeting of the OD2A Quarterly Implementation Roundtable. During this meeting, Delores Richardson, Jessica Williams, and Alex Woroncow presented on surveillance and prevention activities conducted by FCPH, and all staff and guests had the opportunity to make connections for additional programming and data sharing opportunities.
- The final OD2A All-Partner meeting was held on May 24th, where the OD2A Team wrapped up the grant year by reviewing submission requirements and the importance of spending all funds by August. Ohio University (OU) worked on the OD2A grant with FCPH, and at the meeting presented evaluation findings between 2019-2023. Additionally, the OD2A Epidemiologists presented on recent trends in increase in overdose deaths among older African American males to all partners, to inform the direction of upcoming outreach and programming.
- Epidemiologist Sam Batdorf, CDC Foundation Assignee to FCPH, completed work on a risk profile for overdose and substance use among women and girls of reproductive age (15 – 44) in Franklin County. This reports details trends in overdose among this population, as well as their interactions with social service, justice system, and health databases in Franklin County.

CDC Linkage to Care Activities:

- The peer recovery support program continues to move forward. CDCF funded peers are now embedded at SAFER Station two days a week and Hilliard's Recovery Court, once a week.
- The LTC team will be collaborating with the African American Male Wellness Initiative to do street outreach and connect with the individuals seeking peer support at the community conversations.



Epidemiology

Data Assessment, Planning, & Evaluation Activity:

- Number of Data Requests Completed.....05
 - Number of Surveys Created & Evaluated.....01
 - Number of Projects Served as Data Liaisons.....03
- Further completion of the Perinatal Periods of Risk (PPOR) analysis in collaboration with Columbus Public Health and CelebrateOne indicated the following among post-neonatal infant deaths with normal birth weights born 2015-2019:
 - Among infants with non-Hispanic Black mothers, an estimated 52% of excess mortality is due to sleep-related death.
 - Among infants with mothers living in CelebrateOne zip codes, an estimated 56% of excess mortality is due to sleep-related death.
 - On May 31st, a subgroup of the internal Data Assessment and Surveillance Committee met with Esri for a kickoff call for the public facing FCPH data website. Further conversations and website development will continue throughout June.

Behavioral Health & Addiction Services (BHAS)

Overdose Data to Action Activities:

- FCPH hosted representatives from Cuyahoga County Board of Health, Hamilton County Public Health, and Ohio Department of Health on April 28th for an in-person meeting of the OD2A Quarterly Implementation Roundtable. During this meeting, Delores Richardson, Jessica Williams, and Alex Woroncow presented on surveillance and prevention activities conducted by FCPH, and all staff and guests had the opportunity to make connections for additional programming and data sharing opportunities.
- The final OD2A All-Partner meeting was held on May 24th, where the OD2A Team wrapped up the grant year by reviewing submission requirements and the importance of spending all funds by August. Ohio University (OU) worked on the OD2A grant with FCPH, and at the meeting presented evaluation findings between 2019-2023. Additionally, the OD2A Epidemiologists presented on recent trends in increase in overdose deaths among older African American males to all partners, to inform the direction of upcoming outreach and programming.
- Epidemiologist Sam Batdorf, CDC Foundation Assignee to FCPH, completed work on a risk profile for overdose and substance use among women and girls of reproductive age (15 – 44) in Franklin County. This reports details trends in overdose among this population, as well as their interactions with social service, justice system, and health databases in Franklin County.

CDC Linkage to Care Activities:

- The peer recovery support program continues to move forward. CDCF funded peers are now embedded at SAFER Station two days a week and Hilliard's Recovery Court, once a week.
- The LTC team will be collaborating with the African American Male Wellness Initiative to do street outreach and connect with the individuals seeking peer support at the community conversations.

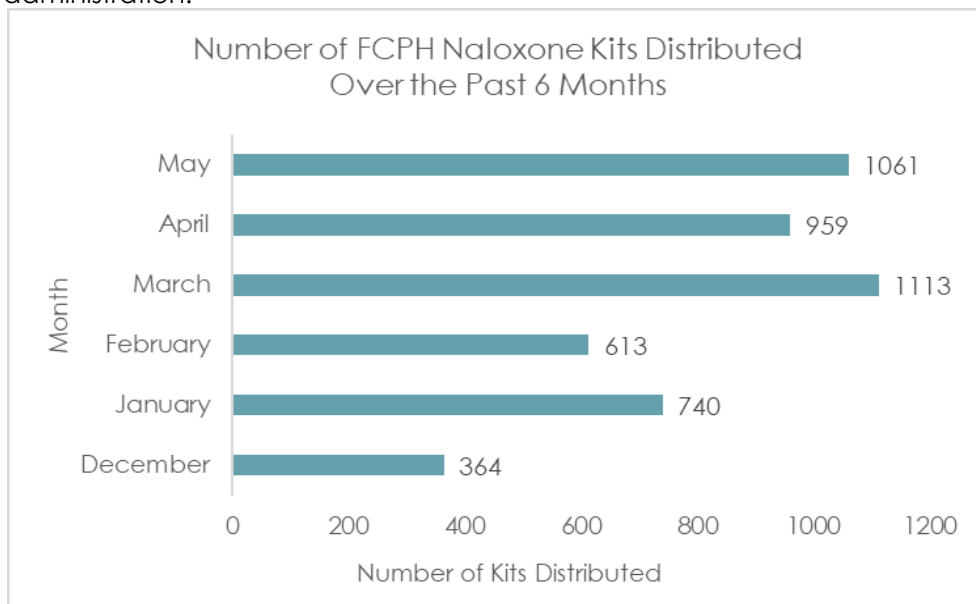
Tobacco & Smoking Cessation Activities:

Tobacco Prevention & Cessation Activities – May 2023	
New Tobacco Partners Engaged	2
Tobacco Trainings Provided	1
Trainings Scheduled Next Month	1
Coalition Meetings Hosted	2

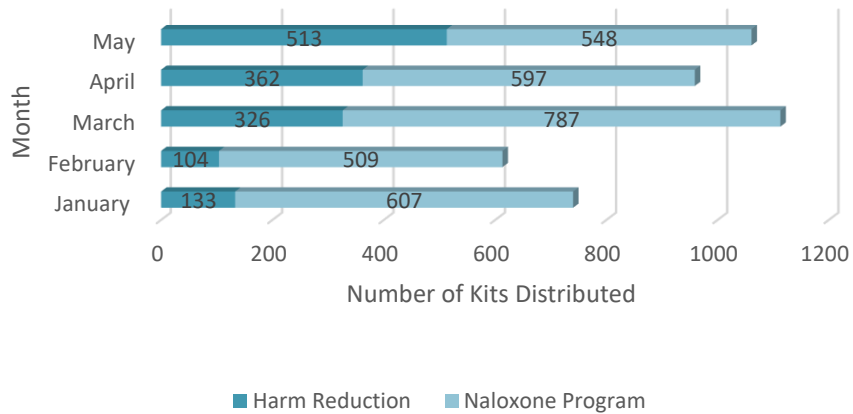
- The Tobacco program staff presented to the 8 FCPH Maternal Child Health Nursing Team about Tobacco Cessation on 5/3.
- The Tobacco Cessation and Prevention Coordinator and the Tobacco Cessation and Harm Reduction Liaison attended the Stop Smoking Start Living Symposium hosted by The Breathing Association and the Tips from Former Smokers campaign team from the CDC on 5/15.
- The Tobacco Cessation and Prevention Coordinator hosted a Franklin County Vaping Task Force meeting on 5/16 with 12 attendees.
- Four jurisdictions in Franklin County have passed a Tobacco Retail License (TRL) policy. The following cities have passed a TRL policy: Hilliard, Whitehall, Reynoldsburg, and Bexley. Dublin plans to transition from their current Tobacco 21 Program to the TRL Program when their current contract expires in 2024.
- As of 5/26, 7 tobacco retailers in the City of Hilliard have submitted a Tobacco Retail License application and payment. All returned applications have been processed.
- The Tobacco Cessation and Harm Reduction Liaison has trained 6 individuals (aged 18-20 years old) to act as underage purchasers for TRL compliance checks. Policy enforcement will begin in Hilliard on 7/11.

Harm Reduction, Outreach and Naloxone Program Activities:

- In May, a total of 1,061 naloxone kits were distributed. Of these kits, 48 were distributed through the mail-order program, 115 kits were distributed to local agencies, 272 kits were distributed through community distribution partnerships (including Jordan's Crossing, the Office of Justice Policy and Programs, and local fire stations with leave-behind programs), 541 were distributed through outreach in partnership with the Harm Reduction program, and 85 were distributed through naloxone trainings and other outreach.
- During the month of May, the Naloxone and Harm Reduction Programs trained a total of 374 people on naloxone administration.



Number of FCPH Naloxone Kits Distributed in 2023



April 2023 Naloxone and Harm Reduction Program Activities

Total Naloxone Kits Distributed to the Community	1,061
Total Individuals Trained in Naloxone Administration	374

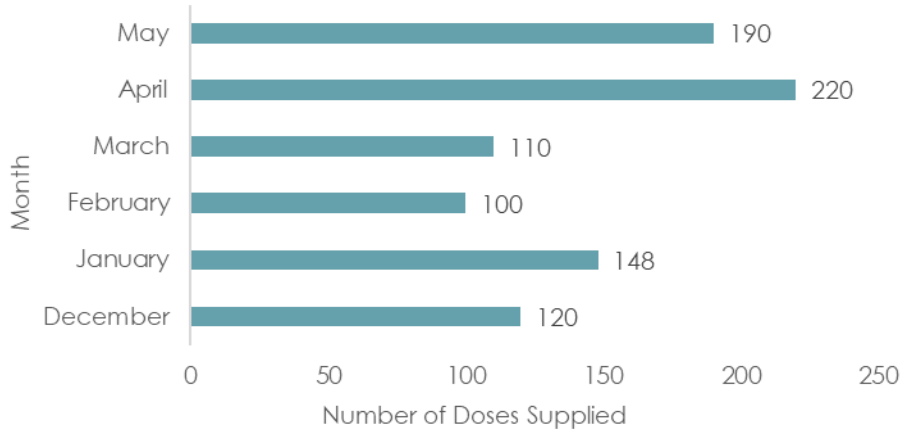
Naloxone Program:

- In May, FCPH provided First Responders with 190 doses of naloxone. Naloxone for first responders is only used during an opioid overdose event and is not distributed to the community for opioid overdose prevention and education efforts.
- In May, the Naloxone Program supplied 520 kits to community distribution partners, which will be distributed and reported in future months.

April 2023 Naloxone Supplied to First Responders and Partners

Naloxone Doses Supplied to First Responders	190
Naloxone Supplied to Partners for Future Distribution	520

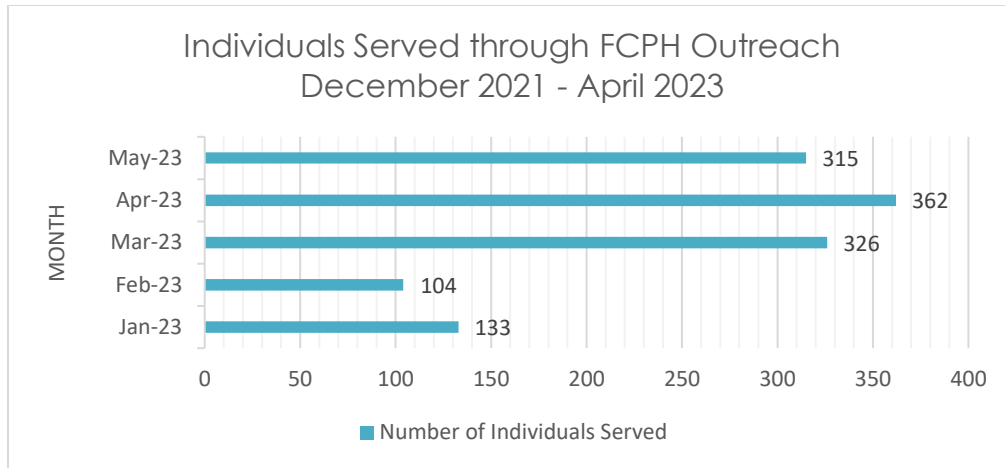
Number of FCPH Naloxone Doses Supplied to First Responders Over the Past 6 Months



Harm Reduction Outreach

- In May, Harm Reduction Specialists conducted a total of 17 outreach events where 315 individuals were served.
- In May, the Harm Reduction Team soft-launched a pilot shower program with Jordan's Crossing Resource Center. No-cost showers are available at Jordan's Crossing every other Monday from 1-4 pm to women experiencing homelessness. An FCPH Harm Reduction Specialist staffs the shower area to ensure the clients' safety and provides hygiene items and clean clothes from Jordan's Crossing. This month's program provided 5 showers to 4 clients.
- Franklin County Public Health's two harm reduction vending machines will soft launch in June. They will have Narcan nasal spray kits, fentanyl test strip kits, first aid kits, and safer sex kits. The machines are located at: Jordan's Crossing Resource Center, 342 N Hague Avenue, Columbus OH, 43204 Open daily from 9 am – 4 pm; The P.E.E.R. Center, Whitehall Location, 205 N. Hamilton Rd., Columbus OH, 43213. Open daily from 9 am- 9 pm.

Harm Reduction Program Activities During May 2023	
Number of People served by Harm Reduction Outreach	315
Number of people Naloxone trained at Outreach	216
Number of Fentanyl Test Strip Kits Distributed (3 per kit)	84
Number of Recover for Life Go Kits Distributed	31



Care Coordination (CC)

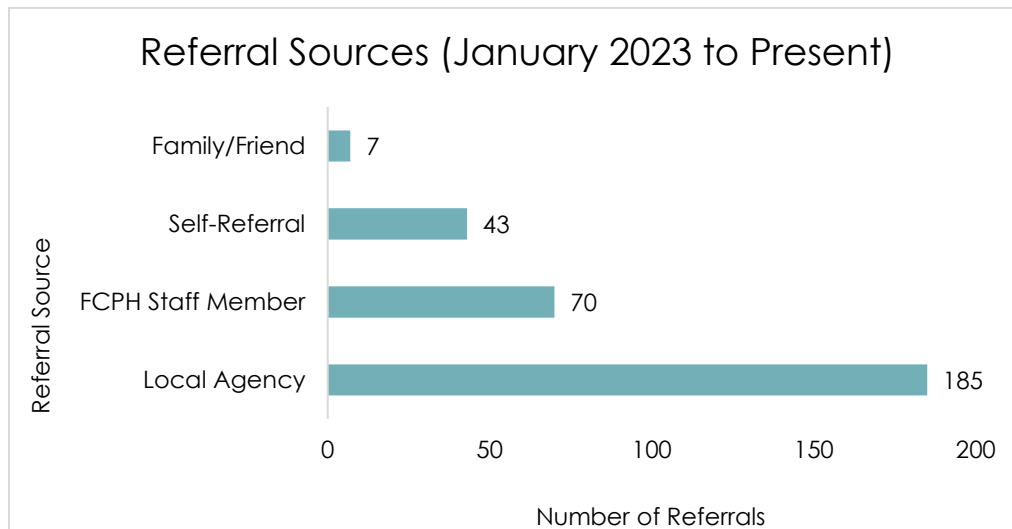
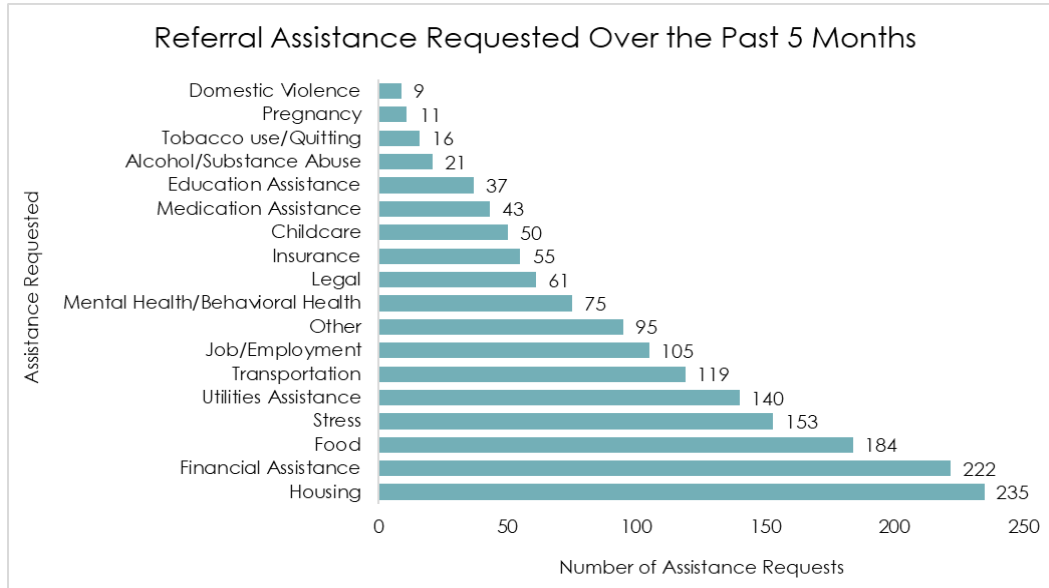
Care Coordination Activity:

- Active Clients Enrolled.....227

- On June 5, 2023, the Care Coordination team welcomed a new staff member, Laura Aguilar, Community Health Worker (CHW) to the team. Laura brings with her three years of CHW experience from Heart of Ohio Family Health Centers, and she has worked within the Central Ohio Pathways HUB model.
- On May 15, 2023, the CC Program accepted a No Cost Funding Extension for the Ohio Department of Health (ODH) Community Health Worker (CHW) Workforce Development grant, extending the project out through May 31, 2024. The extension period will be used to provide conference and training opportunities for CC Program staff throughout the year, allowing for professional development opportunities within the FCPH CHW role.
- On May 18, 2023, Dustin Sleeper, Community Health Worker, attended the 2023 Ohio Prevention Conference May Virtual Summit: Mental Health and Early Intervention. The day-long virtual summit provided Dustin the opportunity to learn how early intervention measures improve mental health outcomes for children, youth and families, and strategies to apply these measures with the families he serves. The conference also provided seven (7) continuing education (CE) hours towards Dustin's CHW license recertification.
- On May 24, 2023, Devon Abdon, Care Coordination Supervisor, attended the 2023 FULD National Institute for Evidence Based Practice Pre-Summit as a panel member in the session "At the Heart of Everything: Your Best Health". The panel consisted of CHWs working in both rural and urban environments and

provided an opportunity to share with attendees the role that CHWs play in the overall health and wellbeing of their communities.

- On May 28, 2023, CC Program staff Kathy Weatherby, Netsanet Woldemedhin, and Uma Mishra, CHWs, and Devon Abdon, CHW Supervisor, attended the 2023 Asian Festival. The annual event sees over 100,000 visitors and provides cultural engagement opportunities to all Franklin County residents. CC Program staff tabled in the health fair section of the festival, interacting with attendees and sharing FCPH program information.



Community Engagement & Health Promotion (CEHP)

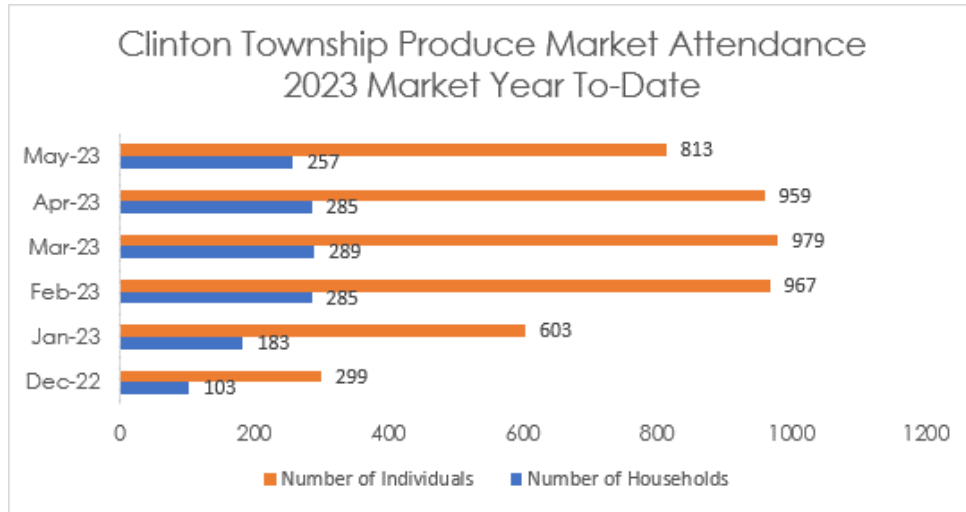
- o Number of CEHP events.....6

Active Living Activity:

- In May, the Active Living Coordinator and the CEHP team met with the Hillard CHAT members to review former Gratitude Mile plans and scheduled a workshop-based meeting to discuss logistics and begin drafting materials. Additionally, the Active Living Coordinator worked with multiple departments across FCPH to draft and prepare June's addition of FCPH's School Wellness Newsletter.

Healthy Food Access Activity:

- **Commodity Supplemental Food Program (CSFP):** Throughout May 2023, a total of 31 Commodity Supplemental Food Program boxes were distributed to seniors via the Clinton Township CHAT.
- **Clinton Township Produce Markets:** Clinton Township served a total of 257 families (consisting of 813 individuals) at the two markets in May with 43 new families utilizing the market for the first time. May 2023 saw a 7% increase in families served when compared to May 2022.



Community Health Action Teams (CHATs) Activity:

- In May, two new CHAT Coordinators, Amani Alam and Kevida Bowry, joined the team. They have met with the co-chairs of all the CHATs and are working towards getting CHAT meetings up and running again in June with events to follow.

ODH HEAL Capacity Building Activity:

- HEAL Capacity Building: In May, the CEHP Team worked to develop a summary of the completed Policy, Systems, and Environmental Change Assessment of Franklin Township. Additionally, a survey is being developed to share with the Franklin Township community in June. The purpose of the survey is to gather information about the healthy eating and active living strategies that the community would like to see prioritized in the future.
- HEAL Food Service Guidelines: The CEHP Team met with Franklin County Public Facilities Management (PFM) and AVI Food Systems twice in May to discuss the possible incorporation of healthier food and beverage options in the vending machines located in Memorial Hall. The Customer Vending Survey was posted and sent to various agencies in Memorial Hall to gather feedback about what options staff and guests are most interested in.
- Active Transportation Planning (ATP) updates: In May, the CEHP team continued their work with MORPC to advanced ATP activities in Franklin Township by hosting their second steering committee meeting where 10+ local stakeholders convened to draft the township's vision and goals for this plan as well as finalizing details for location and extended stakeholder list for June's Walk Audit.
- Complete Streets Policy updates: In May, the CEHP team continued their work with the City of Reynoldsburg, MORPC, and Toole Design to begin the process of developing a Complete Streets (CS) Policy. As part of the CS Policy development process, the Active Living Coordinator presented to Reynoldsburg's stakeholders at the first Complete Streets Steering Committee. The initial meeting discussed definitions, process, and logistics of developing a Complete Street Policy in their city, the following steering committee will be led by Toole Design as a Policy Writing Workshop. The Active Living Coordinator also drafted a survey to be reviewed by our Epidemiology team that will fill the deliverable requirement for the Community Engagement. The purpose of this survey will be to receive feedback from Reynoldsburg community members on last year's Walk Audit results and specific locations within the city that could benefit from this policy.

NACCHO Healthy Brain Initiative (HBI) Road Map Strategist Activity:

In May, the CEHP team submitted the draft Implementation Plan for the HBI Road Map Strategist grant to NACCHO and the Alzheimer's Association. This Implementation Plan includes suggested activities for various sections at FCPH to support the incorporation of Brain Health risk reduction and education into existing

Emergency Preparedness (EP)

Stop The Bleed: Stop the Bleed (STB) is a national campaign aimed to teach civilians how to treat other civilians in any mass causality or wound injury situation. The EP team coordinates and promotes these trainings to the community. The table below demonstrates the May & June training dates, locations of training, and the total number of individuals trained in STB techniques.

Stop the Bleed Training 2023			
Date of Training	Location of Training	Individuals Trained	Partners Trained
May 31, 2023	FCPH Alpha	Train the Trainer	2
June 2, 2023	New Albany Local Schools	Nurses	9

Respectfully Submitted: Theresa Seagraves
Assistant Health Commissioner and Director of Health Systems and Planning

June 2023

Health Systems and Planning Calendar of Events

Green indicates an Emergency Preparedness Event
 Blue indicates events Tobacco Prevention and Cessation Event
 Red indicates a Harm Reduction Outreach Team event.
 Purple indicates a naloxone related event (i.e., training or outreach)
 Black indicates a business closure or holiday.



Sunday	Monday	Tuesday	Wednesday	Thursday	Friday	Saturday
				1 Tobacco Virtual Training FCPH/MPH Nurses 10:30am	2 SAFER Station Virtual Naloxone training for New Alban Plain Local School District 1-2pm	3 Hilliard Food Pantry 10am-1pm
4	5 Jordan's Crossing Showers 1-4pm	6 Grant Hospital Naloxone Training 9:30-11am Dublin Immunization Clinic Outreach 9am-2pm SAFER Station	7	8 Van Buren Shelter 9-11am	9 SAFER Station Clinton Township Free Produce Market 4-6pm	10
11	12 Jordan's Crossing Showers 1-4pm Naloxone Training for Village of Minerva Park 7-8pm-	13 Safe Point 4:-8pm	14 Westerville Library Naloxone Outreach 2-6pm	15 Walk in for Recovery Jordan's Crossing 11am-6pm	16 SAFER Station Stonewall Pride 4-10pm	17 Stonewall Pride 11am-8pm
18	19 Juneteenth	20 SAFER Station COTA Main Terminal 2-4pm	21	22 Uplift Her 3-8pm	23 SAFER Station Mid-Ohio Food Collective 9am-3:30pm	24
25	26 Jordan's Crossing Showers 1-4pm	27 SAFER Station PEER Center East 2-4pm	28 Jordan's Crossing 10am-12pm	29 Van Buren Shelter 9-11am PEER Center West 2-4pm Naloxone Training for Columbus Humane 10-11am	30 SAFER Station	1

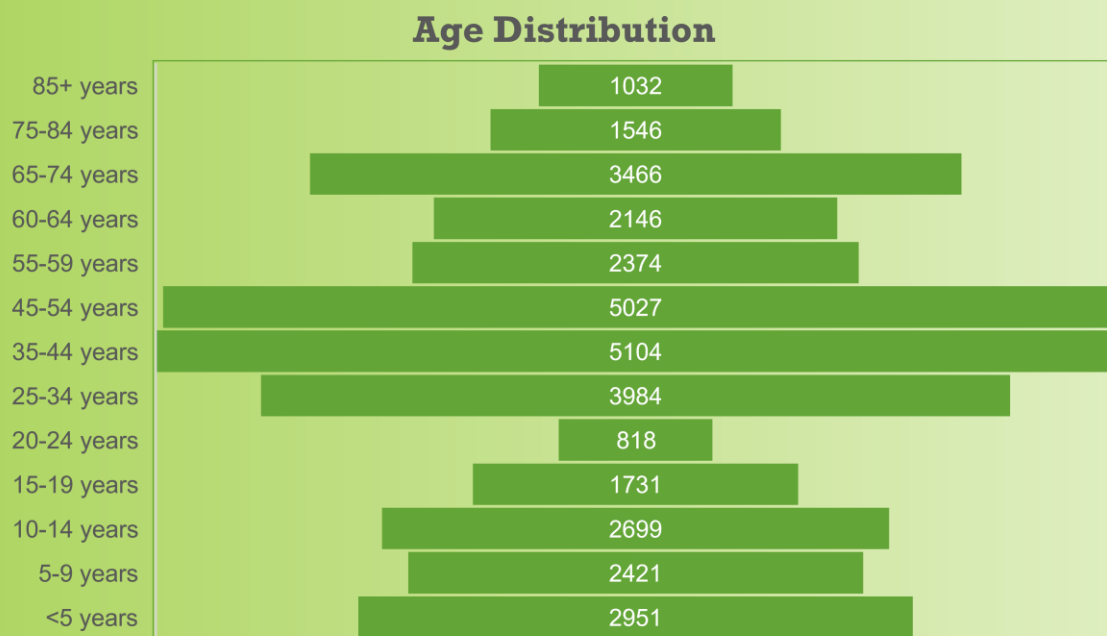
- Safe Point: 1267 West Broad Street, Columbus, OH 43222
- Jordan's Crossing Resource Center: 342 North Hague Avenue, Columbus, OH 43204
- The P.E.E.R. Center West: 860 West Broad Street, Columbus, OH 43222
- The P.E.E.R. Center East: 205 North Hamilton Road, Columbus, OH 43213
- COTA Transit Terminal: 25 E. Rich Street, Columbus, OH 43215
- Mid-Ohio Food Collective: 3960 Brookham Drive, Columbus, OH 43123
- Hilliard Food Pantry: 4410 Cemetery Road, Columbus, OH 43026
- Van Buren Shelter: 595 Van Buren Drive, Columbus, OH 43223
- Westerville Library: 126 S. State Street, Westerville, OH 43081
- Clinton Township Free Produce market: 3820 Cleveland Ave, Columbus, OH 43224
- Stonewall Pride: Goodale Park, 120 W. Goodale Street, Columbus, OH 43215
- Dublin Immunization Clinic: Dublin Community Recreation Center, 5600 Post Rd, Dublin OH 43017
- Village of Minerva Park: 4990 Farview Rd., Columbus, OH 43231
- Columbus Humane: 3772 S. High St., Columbus, OH 43207



CHAT SNAPSHOT Upper Arlington

Upper Arlington Population

**Total
Population
35,299**



51.6%
of the population
is female.

Social Determinants of Health

Health-related social needs are found where people live, work, and socialize. They have a direct influence on health outcomes and health equity.

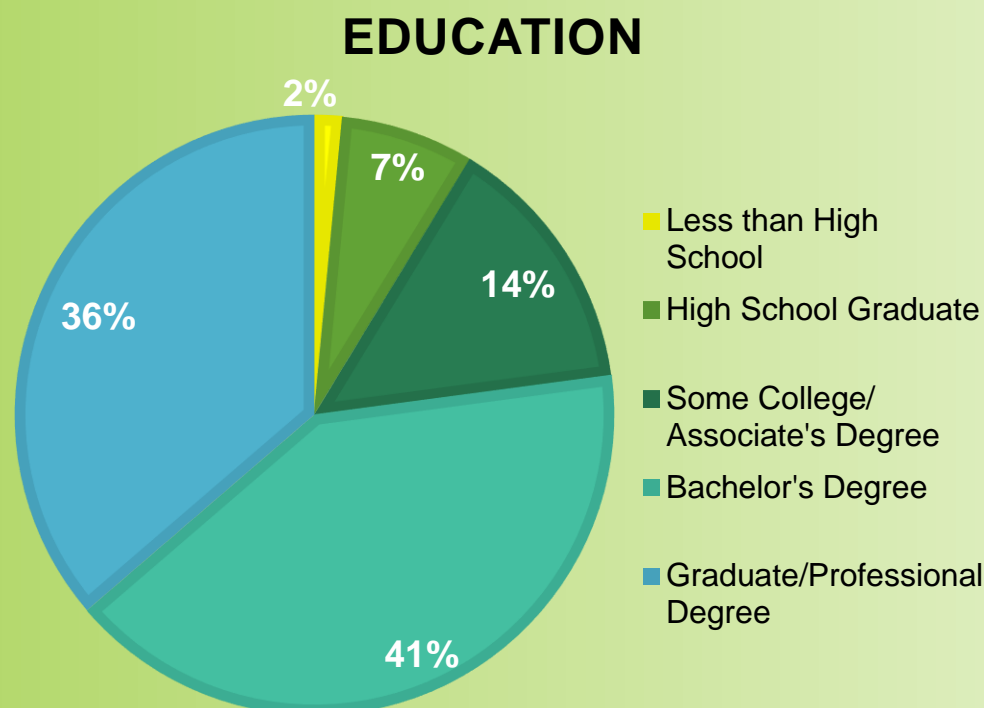
90.1%

of the population
is white.

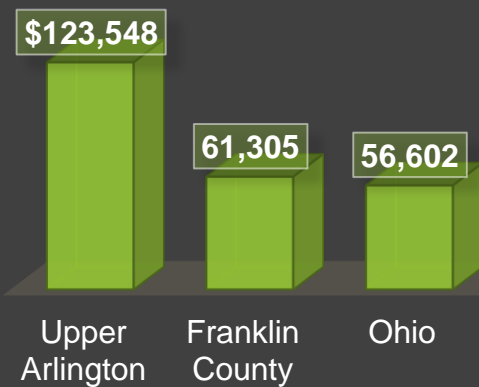
6.9% of the population
is Asian.

2.6%

of the population
is Hispanic/Latino.



MEDIAN HOUSEHOLD INCOME



Economic Stability

Income, education, and poverty are directly associated with a multitude of health outcomes. Poverty and lower income are associated with shorter life expectancy, higher rates of infant mortality, and higher death rates for leading causes of death.

2.6%
Unemployment
Rate

2.3%
Poverty Rate

1.8%
Uninsured

1.3%
Households
Receiving SNAP
Benefits

In total, 173 households were receiving SNAP benefits and over 800 Upper Arlington residents were living below the poverty line (BPL) in 2019. Furthermore, Black/African American UA residents had 3.8 times greater risk of living BPL than white UA residents.



CHAT SNAPSHOT Upper Arlington

Community Characteristics

11.3% of senior residents 65 years and over are living with a disability

Seniors



85.5% drive alone
4.60% carpool
2.40% walk, bike, or use public transit

Work Transportation



79.7% of housing units are owner-occupied

Housing Tenure



87.0% of houses were built before 1980 and lead was used in house paint until 1978

Housing Risk (Lead)



9.7% of residents speak a language other than English at home

Language



2.8% of residents speak English less than "very well"

English Proficiency



8.2% of residents are foreign-born

Foreign-born Population

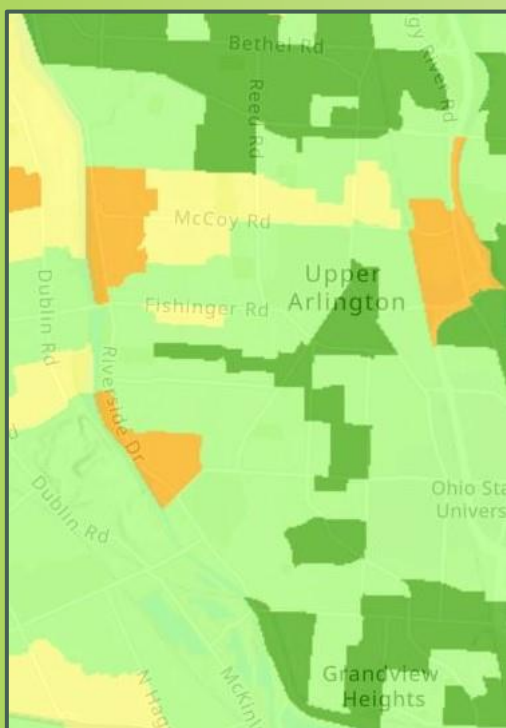


17.3% of grandparents who live with their grandchildren are responsible for the grandchildren

Grandparents



The environment in Upper Arlington has mostly "above average" walkability, with additional areas that are "least", "below average", and "most" walkable according to the EPA's National Walkability Index.



Age Dependency Ratio
77.6

U.S.
53.0

Old-Age Dependency Ratio
30.4

U.S.
25.0

Child Dependency Ratio
47.2

U.S.
28.0

The dependency ratio is a measure of the number of dependents aged zero to 14 and over the age of 65, compared with the total population aged 15 to 64. A high dependency ratio indicates that the economically active population and overall economy face a greater burden to support and provide the social services needed by those who are often economically dependent.

Authored by Sierra MacEachron, MPH, Division of Health Systems & Planning

Sources of Information

The World Bank: Age Dependency Ratio, 2019.
<https://data.worldbank.org/indicator/SP.POP.DPND>
EPA National Walkability Index, MyMap, 2021.
<https://www.epa.gov/smartgrowth/smart-location-mapping#walkability>
U.S. Census Bureau, American Community Survey, 2019: ACS 5-Year Estimates.
<https://data.census.gov/cedsci/profile?q=1600000US3979002>

www.myfcph.org
fcph@franklincountyohio.gov
(614) 525-6672

Franklin County
Public Health





CHAT SNAPSHOT Upper Arlington

Causes of Mortality

The top five leading causes of death in Franklin County and Upper Arlington in 2019.

Franklin County

1. Diseases of heart (heart disease)
2. Malignant neoplasms (cancer)
3. Unintentional injury (accidents)
4. Chronic lower respiratory diseases
5. Cerebrovascular diseases

Upper Arlington

1. Malignant neoplasms (cancer) **(26.95%)**
2. Diseases of heart (heart disease) **(23.40%)**
3. Unintentional injuries (accidents) **(7.80%)**
4. Alzheimer's disease* **(5.67%)**
5. Cerebrovascular diseases* **(5.67%)**

Food Insecurity

Food insecurity is the state of being without reliable access to enough affordable, nutritious food.

Food insecurity in children has been associated with increased risks of some birth defects, anemia, lower nutrient intakes, cognitive problems, and aggression and anxiety. It is also associated with higher risks of being hospitalized and poorer general health, and with having asthma, behavioral problems, depression, suicidal ideation, and worse oral health.

17%



of children in Franklin County are considered food insecure.

3.6%



of students in Upper Arlington elementary schools are receiving free/reduced lunch.

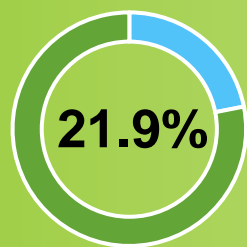
Mental Health & Substance Use

Mental health & substance use go hand in hand because addiction is a disease of the brain.

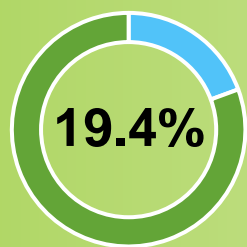
Franklin County Residents:

Depression

Current Smoker



21.9%



19.4%

In 2019, there were approximately 153 deaths by suicide among Franklin County residents. Two of these deaths were among UA residents.

The opioid epidemic in the United States impacts every community.

35 Naloxone administrations in 43220 and 43221 zip codes (2020)

3 Unintentional opioid overdose deaths among Upper Arlington residents (2019)

Authored by Sierra MacEachron, MPH, Division of Health Systems & Planning

Sources of Information

Ohio Department of Health, Ohio Vital Statistics, 2015-2019
The Department specifically disclaims responsibility for any analyses, interpretations or conclusions.
Feeding America, Map the Meal Gap 2018: Food Insecurity in Ohio by County in 2016
Food Insecurity and Health Outcomes, Health Affairs, 2015
Ohio Department of Education, Data for Free and Reduced-Price Meal Eligibility, 2020
Centers for Disease Control and Prevention, Behavioral Risk Factor Surveillance System, Prevalence & Trends Data
Ohio EMS Incident Reporting System (EMSIRS), Ohio Department of Public Safety, 2020

www.myfcph.org
fcph@franklincountyohio.gov
(614) 525-6672



CHAT SNAPSHOT Upper Arlington

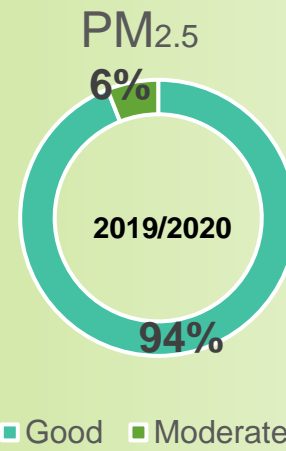
Environmental Exposures

Our environments can determine our opportunities for health.

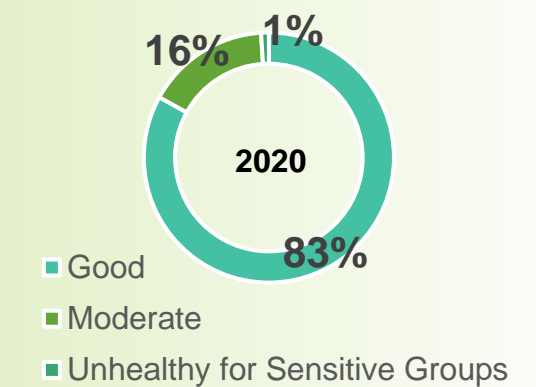
In 2019 in Franklin County, there were ...

- 297 cases of hepatitis A
- 227 cases of campylobacteriosis
- 123 cases of cryptosporidiosis
- 27 cases of malaria
- 16 cases of Lyme disease

13.2% of adults in Franklin County have asthma.



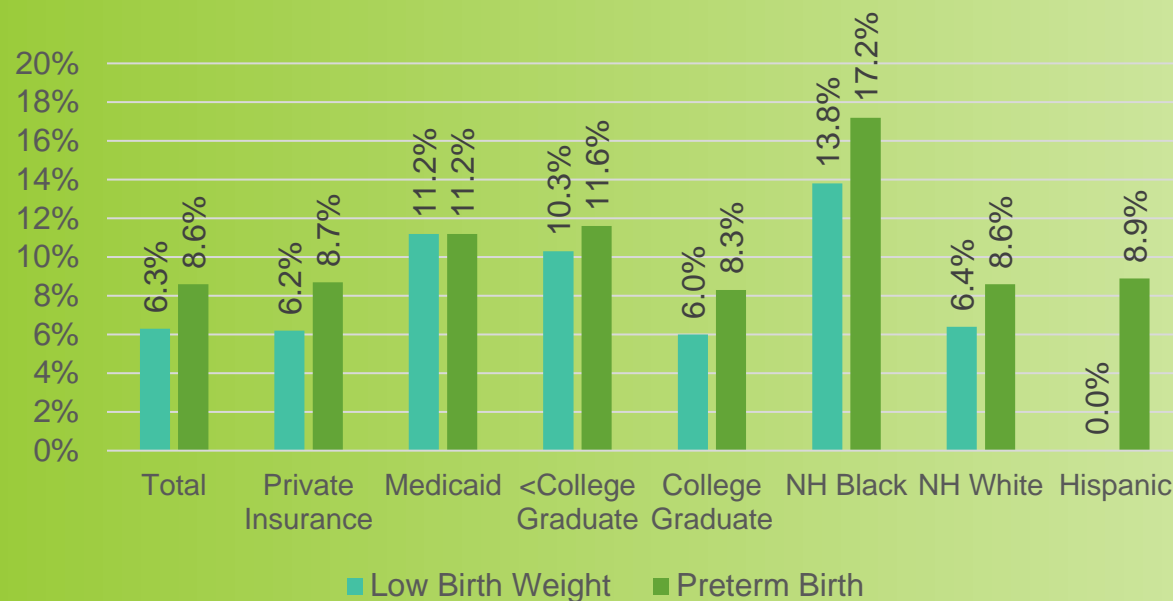
Summertime Ozone



Maternal & Child Health

The Healthy People 2020 targets for low birth weight and preterm births were 7.8% and 9.4% of live births, respectively.

Upper Arlington Resident Birth Outcomes by Demographic Group (2015-2019)



Among Upper Arlington residents (2019) ...

- 90.1% of mothers had their first prenatal visit in the first trimester.
- 1.3% of mothers did not receive any prenatal care throughout pregnancy.
- 12.7 average total prenatal visits throughout pregnancy.

In 2020, the overall infant mortality rate in Franklin County was 6.7 deaths/1,000 births, which is greater than the Healthy People 2020 goal of <6.0. A racial disparity in infant mortality exists in FC, with the infant mortality for Non-Hispanic Black residents and Non-Hispanic white residents at 11.6 and 4.1, respectively.

Chronic Disease

Americans are living longer, but chronic diseases are taking a growing toll on our health. Chronic disease is more preventable than other diseases.

Most Common Cancers in 43220 & 43221 Zip Codes (2018)

Breast

Prostate

Lung

Preventative screenings like prostate exams and mammograms are critical to treating cancers early and improving health outcomes. In 2018, 22.7% of FC women over the age of 40 years had not had a mammogram in the past two years.

Franklin County prevalence of...

- diabetes: 10.8%
- arthritis: 28.0%
- CHD/heart attack: 6.6%
- high cholesterol: 31.1%
- high blood pressure: 33.8%

- 27.1% had not visited the dentist in past year
- 27.9% had not exercised in the past month

Authored by Sierra MacEachron, MPH, Division of Health Systems & Planning

Sources of Information

Columbus Public Health & Franklin County Public Health, Annual Summary of Reportable Diseases, 2019
Mid-Ohio Regional Planning Commission, Central Ohio Air Quality End of Season Report 2020
Ohio Department of Health, Ohio Vital Statistics, 2015-2019

The Department specifically disclaims responsibility for any analyses, interpretations or conclusions.

Columbus Public Health, Quarterly Infant Mortality Report, 2020
Centers for Disease Control and Prevention, Behavioral Risk Factor Surveillance System, Prevalence & Trends Data

www.myfcp.org
fcph@franklincountyohio.gov
(614) 525-6672

Franklin County
Public Health

The Road to Building Healthier Communities

The Community Health Action Team (CHAT) is a partnership between Franklin County Public Health (FCPH) and community members to work together to build healthier communities in Franklin County. There are many ways communities can address health needs.

EXAMINE THE DATA

Using the Franklin County Community Health Assessment data and community profile, a CHAT will identify health disparities and opportunities to improve the health and well-being in their community using evidence-based interventions.

SELECT A PATHWAY



CHRONIC DISEASE PREVENTION

- Nutrition
- Physical Activity
- Tobacco Cessation



ENVIRONMENTAL HEALTH

- Injury Prevention
- Air and Water Quality
- Sustainability
- Built Environment
- Transportation
- Green Space
- Falls Prevention
- Violence Prevention



MENTAL HEALTH AND WELLNESS

- Substance Abuse Prevention
- Suicide Prevention
- Emotional Well-being
- Digital Wellness
- Opiate Outreach
- Violence Prevention
- Stop the Bleed



MATERNAL AND CHILD HEALTH

- Smoking Cessation for Pregnant Women
- Prenatal Education
- Centering Pregnancy Program



ACCESS TO CARE

- Health Fairs
- Resource Guides
- Community Awareness
- Transportation
- Aging in Place
- HUB Pathways

HEALTH EQUITY

The Road to Building Healthier Communities

SELECT AN EVIDENCE-BASED INTERVENTION

SOME EXAMPLES INCLUDE:

Starting a produce market

Starting a Community Supported Agriculture (CSA) program

Introducing the Farm to School program in schools

Implementing a smoke-free policy in parks & schools

Establishing a Tobacco to 21 policy

Starting a Hepatitis C awareness campaign

Partnering with FCPH to start a Safe Routes to School program

Starting a Falls Prevention program

Implementing Complete Streets policies

Hosting community naloxone trainings

Installing new street lights

ESTABLISH SMART GOALS

It's important to measure and track progress to ensure a positive impact is made in the community.

SMART GOALS ARE SPECIFIC, MEASURABLE, ACHIEVABLE, RELEVANT, AND TIME-LIMITED.

FCPH staff will work with the community to set realistic goals for their initiatives to measure their impact and find opportunities for improvement along the way.

SHARE PROGRESS AND ENCOURAGE OTHERS TO GET INVOLVED

Each CHAT will share their work at an annual CHAT Summit hosted by FCPH, giving all CHATs the opportunity to meet and share best practices on community engagement and health and wellness.



INTERESTED IN JOINING A CHAT OR STARTING ONE IN YOUR COMMUNITY?

Contact the FCPH CHAT team at FCPHCHAT@franklincountyohio.gov for more information. We are always looking for excited and dedicated community members to help with our mission.





Immunization Program/School Nursing Section

Adult, Childhood and COVID-19 Vaccination Clinics

In June 2023, 172 clients were vaccinated at FCPHs routine adult and childhood vaccination clinics, and 412 vaccines were administered. A total of 15 COVID-19 vaccines were administered. Flu vaccinations continue to be offered at all clinic locations. There were a total of 130 reminders and recalls completed for the immunization clinic.

From April 1, 2023-June 30, 2023, a total of 55 immunizations were administered to residents residing in the 43212, 43220 and 43221 zip codes.

The immunization clinic has expanded its hours, which are reflected on the agency's website. This includes several back-to-school clinics on the following dates:

Saturday, August 12, 2023, from 9:00 am-12:00 pm
Monday, August 28, 2023, from 5:00 pm-8:00 pm
Saturday, September 9, 2023, from 9:00 am-12:00 pm
Monday, September 18, 2023, from 5:00 pm-8:00 pm

Get Vaccinated Ohio – Public Health Initiative Grant

For the 2023-2024 school year, 1 Upper Arlington school staff member was trained on the Ohio's immunization entry requirements.

Maternal and Child Health Section

CMH Program-Home Visits and Safe Sleep

Franklin County Public Health (FCPH) administers the Children with Medical Handicaps (CMH) program to children ages 0-23 years old living in Franklin County. The PHNs in the CMH program provide case management services for children with special health care needs. These services include assisting families with finding quality health care for their children, providing community resources, participating in community outreach, and assisting with coordination of care for children with various healthcare needs. CMH PHNs provide services via telephone communication, email communication, mail, and home visits.

From April 1, 2023-June 30, 2023, a total of 7 families residing in Grandview Heights were provided case management services.

In June 2023, CMH PHNs completed 13 home visits with clients and their families. There were 4 portable cribs distributed by trained FCPH staff to families in need of a safe sleep space for their infant. Additionally, 6 Safe Sleep Assessments were conducted by



Maternal and Child Health (MCH) staff with families who had an infant under the age of 1 in the home.

Community Partnership Grants

The PHN Led Home Visiting program continues to collaborate with Heart of Ohio Family Health with funding provided by the Franklin County Board of Commissioners. FCPH was notified of additional funding awarded to the program which will allow us to increase the number of clients being served to 120 individuals and their families, as well as hire 1 Public Health Nurse, 2 Community Health Workers, 1 Data Analyst, and 1 Public Health Nurse Supervisor.

FCPH continues to partner with Restoring Our Own Through Transformation (ROOTT) through a separate Community Partnership grant opportunity provided by the Franklin County Board of Commissioners. ROOTT provides prenatal doula services to Black individuals within Franklin County.

Infectious Disease Section

COVID-19 Response Updates
June 30, 2023 - 10:00 AM

COVID-19 Case Data*	
Total Cases	129,290 (92,844 Confirmed, 36,446 Probable)
Age Range	<1 – 105 years
Median Age	38 years
Gender	69,516 Female 58,549 Male
Hospitalized (overall)	1,793
ICU Admissions (overall)	218
Deaths***	1,266 (994 White, 141 Black, 33 Asian, 37 Hispanic, 76 Other, 5 Unknown)
Presumed Recovered^	127,921
Onset Date Range	01/15/2020 – 5/31/2023
Asymptomatic Cases	3,537
<small>*Data are pulled from the Ohio Disease Reporting System and are subject to change as additional information is gathered. Some data may have a lag time based on completion of case finding at the time of this report. ** Probable case counts added to the data as of 4/14/2020. ***Cause of death has not yet been determined. ^Presumed recovered is defined as cases with an onset date >21 days prior who are not deceased. If onset date is unknown, the earliest known date associated with the case is used as a substitute for the date of illness onset.</small>	

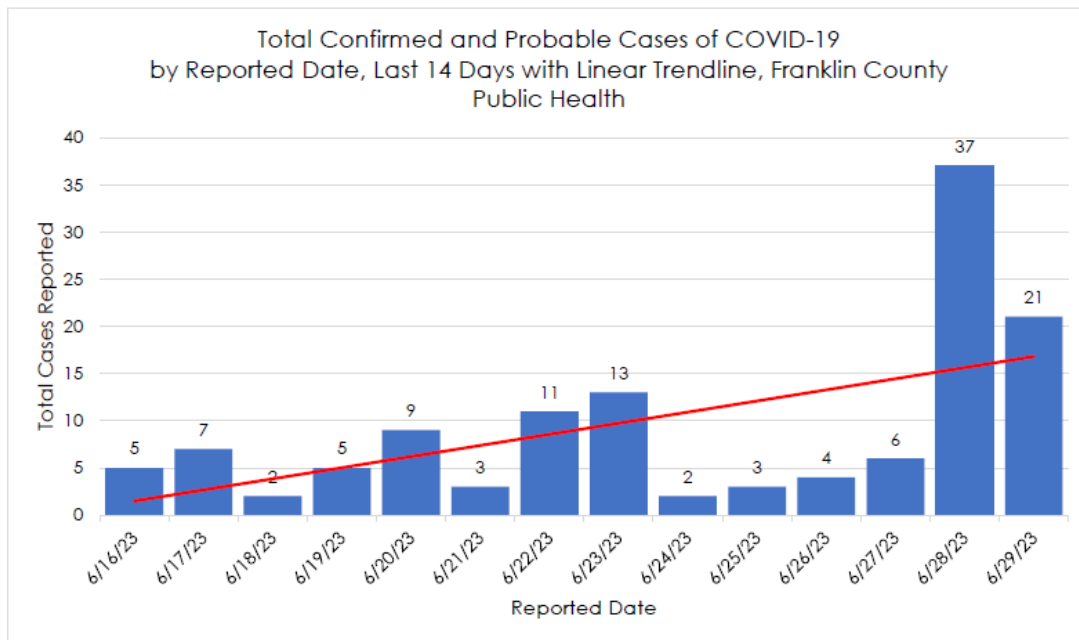
Cases in Franklin County Public Health Jurisdiction Residing in Another County	
Franklin	116,998
Union	905
Fairfield	5,441
Delaware	2,197
Licking	3,499

As of May 11, 2023, the Centers for Disease Control and Prevention has ended the Public Health Emergency for COVID-19. As a result, Community Levels have been discontinued. FCPH will provide updates in accordance with the new CDC COVID Tracker and will report out COVID-19 New Hospital Admissions Rate per 100,000 for Franklin County by week. For additional information, please visit the CDC COVID Tracker Website: <https://covid.cdc.gov/covid-data-tracker/#datatracker-home>

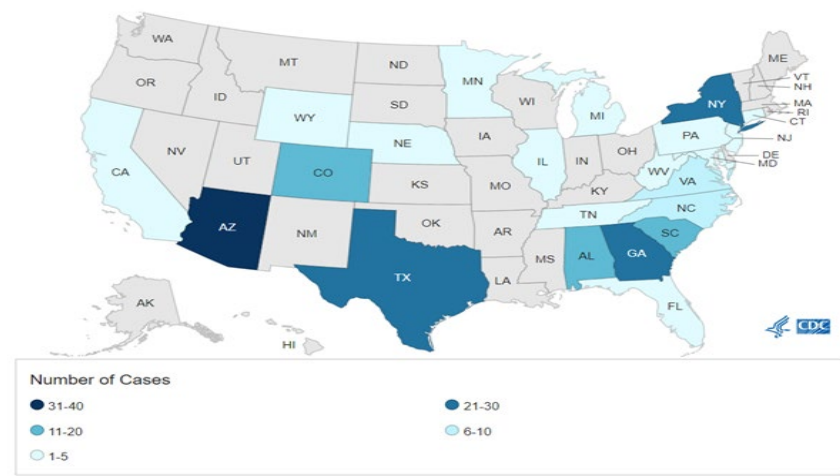


Past Week – Franklin County <small>7-day total calculated using data from the MMWR week (Sat-Sun)</small>	New hospital admissions of confirmed COVID-19, past week (total)	% change in hospital admissions from prior week	New COVID-19 hospital admissions per 100,000 population, past week (total)
Data through May 15, 2023	36	-18%	2.2
Data through May 20, 2023	55	52.8%	3.3
Data through June 17, 2023	15	-21.1%	0.9

CDC Metric: New COVID-19 hospital admissions per 100,000 population, past week (total)	Low (<10.0)	Medium (10.0 to 19.9)	High (≥20.0)
---	-----------------------	------------------------------	---------------------



- Linking cases to the national outbreak and further genotyping at the laboratory will take some time.
- Symptoms
 - Symptoms usually start within 2 weeks after eating food contaminated with *Cyclospora*.
 - People typically experience watery diarrhea. They may also experience loss of appetite, cramping, bloating, increased gas, nausea, and fatigue.
 - Symptoms can persist for several weeks to a month or more. If untreated, symptoms may get better for a while and then return, and this pattern may repeat.



Source: <https://www.cdc.gov/parasites/cyclosporiasis/outbreaks/2023/map.html>

Guidance on Measles during the Summer Travel Season – HAN Alert by CDC on 6/21/2023

- As of June 8, 2023, CDC has been notified of 16 confirmed U.S. cases of measles across 11 jurisdictions, with
- 14 cases (88%) linked to international travel.
- Based on current estimates, twice as many Americans are planning to travel internationally in 2023 compared with 2022.
- Many countries and popular travel destinations, such as London, England, have experienced measles outbreaks in recent years.
- The United States has seen an increase in measles cases during the first 5 months of 2023, with 16 reported cases compared with 3 in 2022 during the same period.
- Most of these cases were among children who had not received measles-mumps-rubella (MMR) vaccine.



Franklin County Public Health
280 East Broad Street
Columbus, Ohio 43215-4562
(614) 525-3160
www.mycph.org

**Division of Prevention & Wellness
Upper Arlington Board of Health
Reporting Period: April – June 2023**

Locally Acquired Malaria Cases Identified in the US– HAN Alert by CDC on 6/26/2023

- Identification of locally acquired malaria cases in two U.S. states Florida and Texas within the last 2 months.
- Concern for a potential rise in imported malaria cases associated with increased international travel in summer 2023.
- Need to plan for rapid access to IV artesunate, which is the first-line treatment
- Locally acquired mosquito-borne malaria has not occurred in the US since 2003 when eight cases of locally acquired *P. vivax* malaria were identified in Palm Beach County, FL.
- Despite these cases, the risk of locally acquired malaria remains extremely low in the United States. However, *Anopheles* mosquito vectors, found throughout many regions of the country, are capable of transmitting malaria if they feed on a malaria-infected person

Respectfully submitted by Alex Jones, Assistant Health Commissioner/Director of Prevention & Wellness, July 6, 2023.